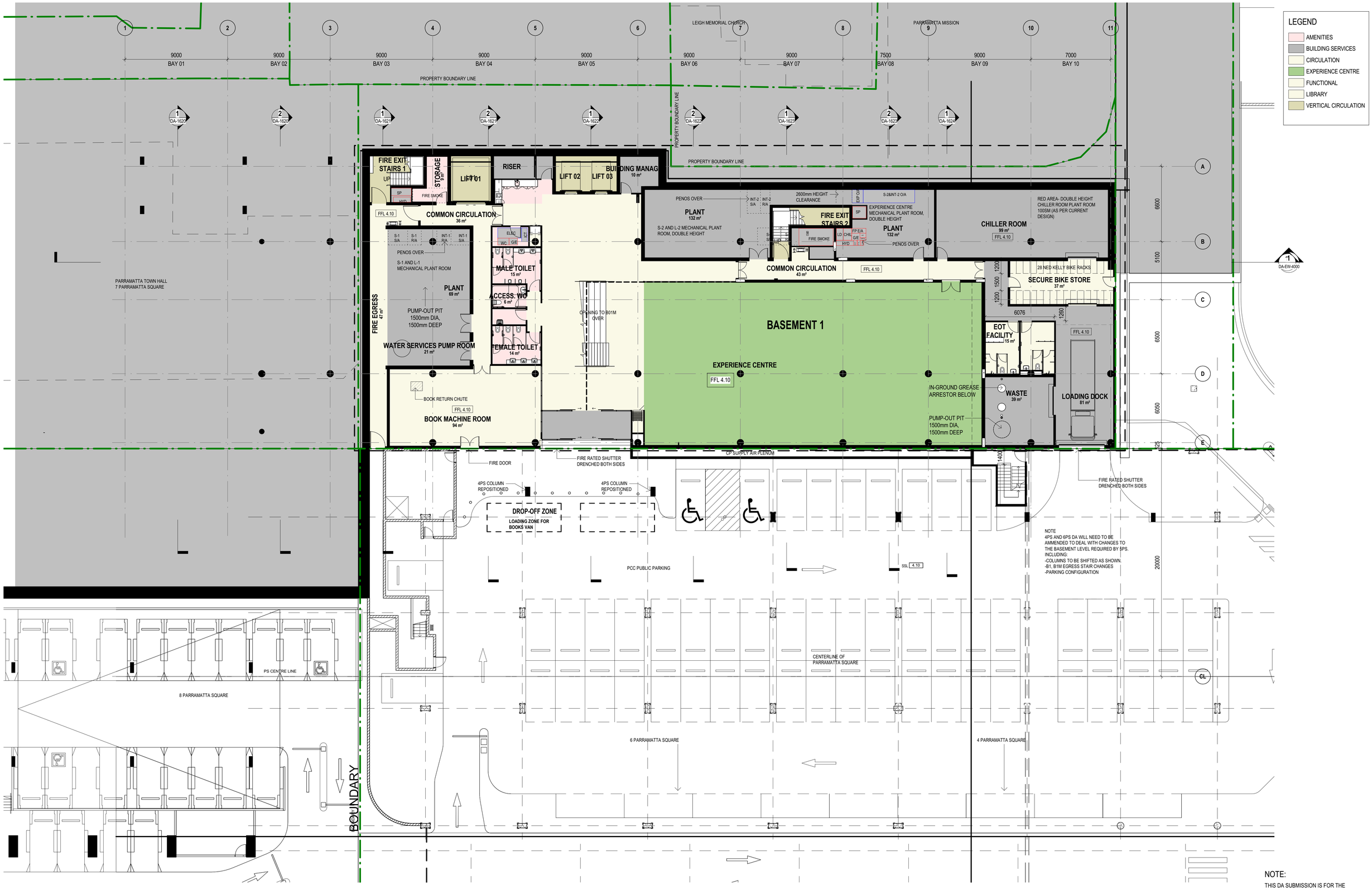

NOTE:

THIS DA SUBMISSION IS FOR THE EXTERNAL ENVELOPE ONLY. THE INTERNAL PLANS SUBJECT TO SEPARATE FITOUT APPLICATION

SCALE BAR - 1:150

© Copyright DesignInc Sydney Pty Limited

Nominated Architects
Anthony Quan 5421 I Sandeep Amin 7337 I Ian Armstrong 7260 I Richard Does 8126

No	DATE	REVISIONS	BY
R	2018/01/16	ISSUED WITH CIVIL LEVELS UPDATED	DI
Q	2017/11/23	ISSUED FOR REVIEW	DI
P	2017/11/14	ISSUED FOR REVIEW	DI
O	2017/11/10	DA DRAFT RESUBMISSION	DI
N	2017/08/25	DA SET FOR EXTERNAL ENVELOPE	TJF/RC/JZ/DL
M	2017/07/26	DA DRAFT FOR SERVICES REVIEW	TJF/RC/JZ/DL
L	2017/07/12	DA SET- EXTERNAL ENVELOPE	TJF
K	2017/06/09	DRAFT DA SET	TJF/RC
J	2017/06/07	FOR FEEDBACK	TJF/RC

CLIENT

5-7PS

5-7 Parramatta Square

Manuelle Gautrand Architecture | DesignInc | Lacoste + Stevenson
architects in association

PROJECT 5-7 PARRAMATTA SQUARE

TITLE BASEMENT 1 PLAN

DRAWN BY	RC/JZ
SCALES	1 : 150 @ A1
PLOT DATE	2018/01/16
PROJECT Nº.	P16-044
REVISION	R
DRAWING Nº.	DA-2382

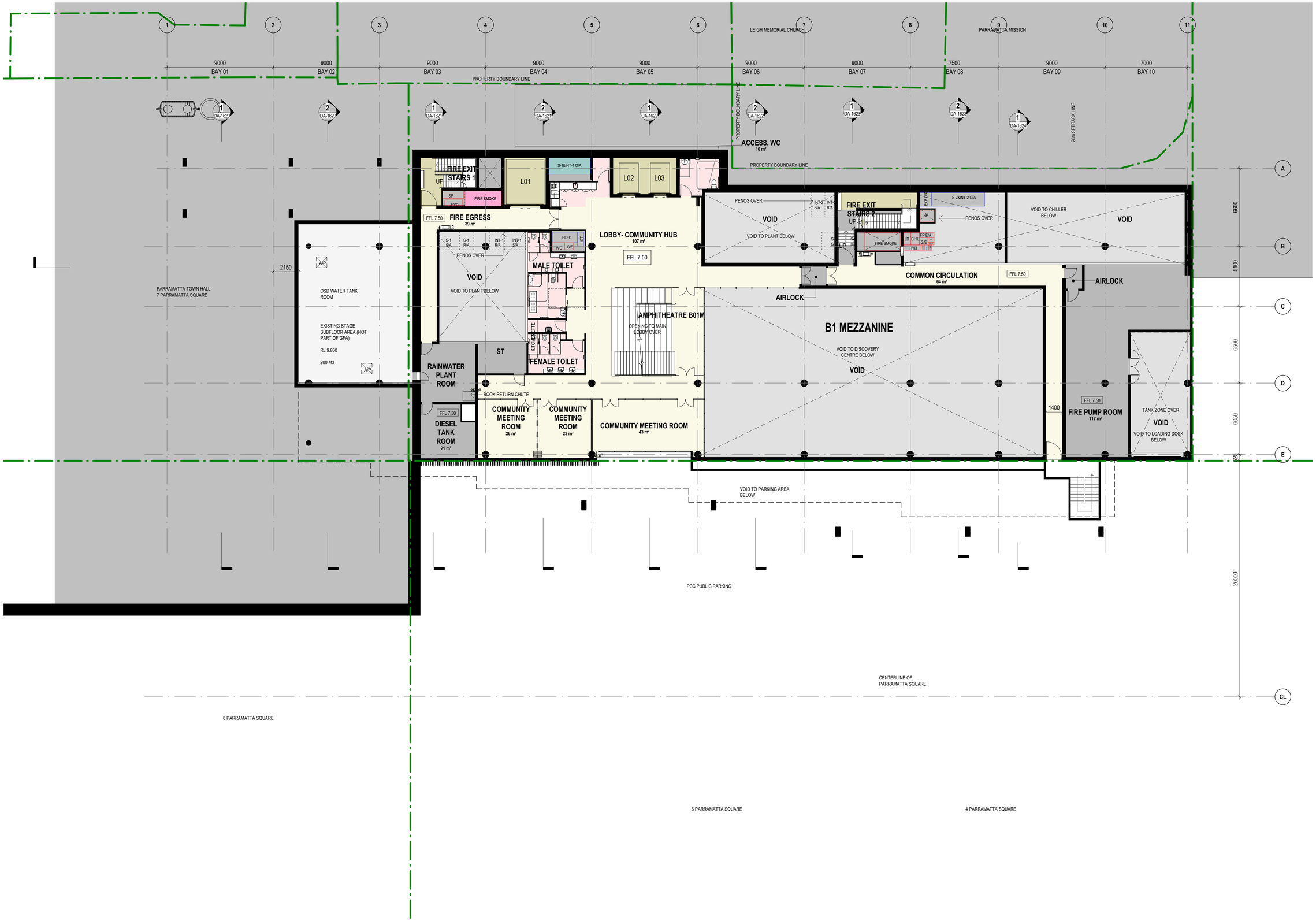

LEGEND

- AMENITIES
- BUILDING SERVICES
- CIRCULATION
- LIBRARY
- MEETING
- VERTICAL CIRCULATION
- VOID

NOTE:

THIS DA SUBMISSION IS FOR THE EXTERNAL ENVELOPE ONLY. THE INTERNAL PLANS SUBJECT TO SEPARATE FITOUT APPLICATION

SCALE BAR - 1:150

© Copyright DesignInc Sydney Pty Limited

Nominated Architects
Anthony Quan 5421 I Sandeep Amin 7337 I Ian Armstrong 7260 I Richard Does 8126

No	DATE	REVISIONS	BY
R	2018/01/16	ISSUED WITH CIVIL LEVELS UPDATED	DI
Q	2017/11/23	ISSUED FOR REVIEW	DI
P	2017/11/14	ISSUED FOR REVIEW	DI
O	2017/11/10	DA DRAFT RESUBMISSION	DI
N	2017/08/25	DA SET FOR EXTERNAL ENVELOPE	TJF/RC/JZ/DL
M	2017/07/26	DA DRAFT FOR SERVICES REVIEW	TJF/RC/JZ/DL
L	2017/07/12	DA SET- EXTERNAL ENVELOPE	TJF
K	2017/06/09	DRAFT DA SET	TJF/RC
J	2017/06/07	FOR FEEDBACK	TJF/RC

CLIENT

5-7PS

5-7 Parramatta Square

Manuelle Gautrand Architecture | DesignInc | Lacoste + Stevenson
architects in association

PROJECT 5-7 PARRAMATTA SQUARE

TITLE BASEMENT 1 - MEZZANINE PLAN

DRAWN BY	RC/JZ
SCALES	1 : 150 @ A1
PLOT DATE	2018/01/16
PROJECT Nº.	P16-044
DRAWING Nº.	DA-2383
REVISION	R

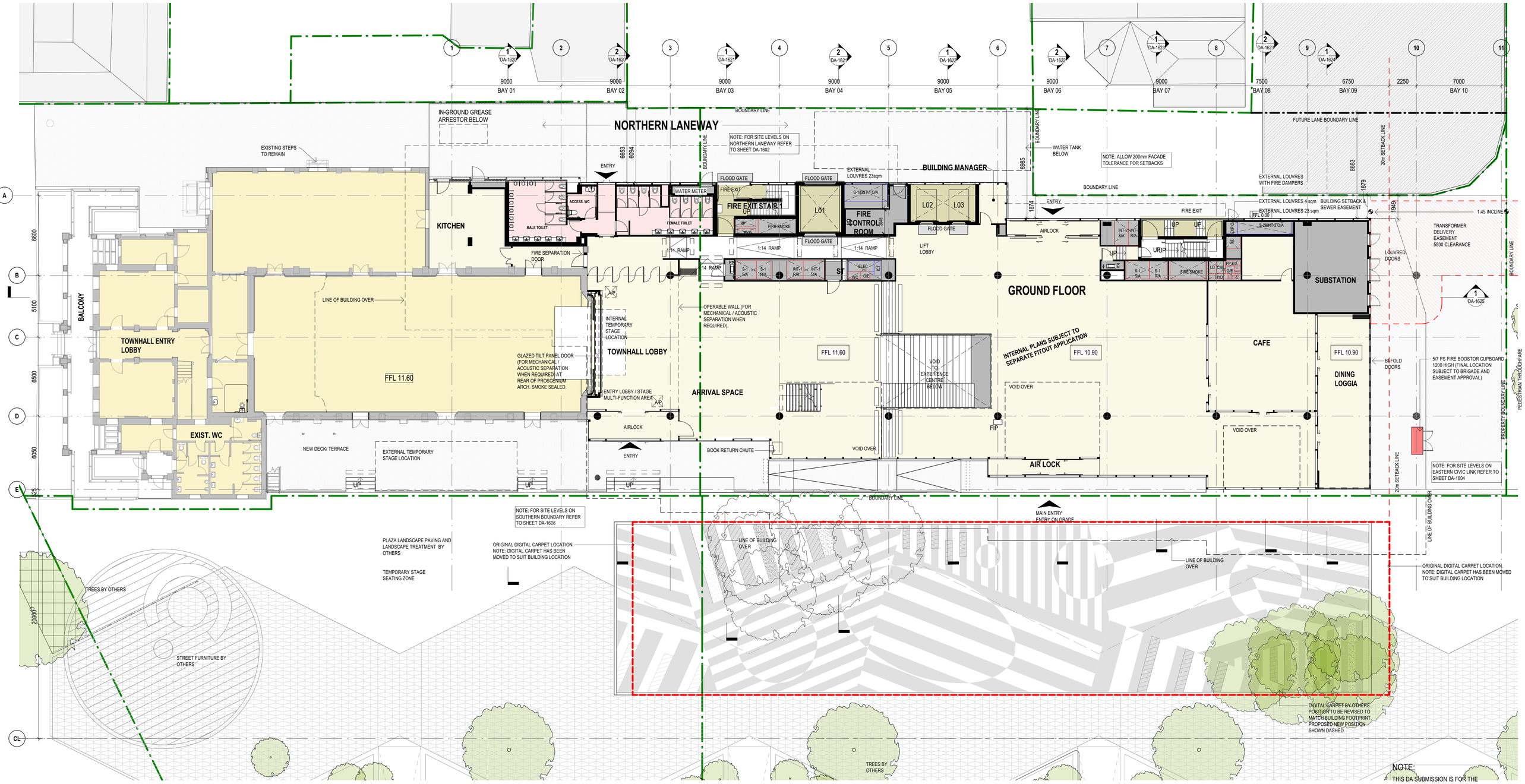

NOTE:
THIS DA SUBMISSION IS FOR THE EXTERNAL ENVELOPE ONLY. THE INTERNAL PLANS SUBJECT TO SEPARATE FITOUT APPLICATION

SCALE BAR - 1:150

© Copyright DesignInc Sydney Pty Limited

Nominated Architects
Anthony Quan 5421 | Sandeep Amin 7337 | Ian Armstrong 7260 | Richard Does 8126

No	DATE	REVISIONS	BY
R	2018/01/16	ISSUED WITH CIVIL LEVELS UPDATED	DI
Q	2017/11/23	ISSUED FOR REVIEW	DI
P	2017/11/14	ISSUED FOR REVIEW	DI
O	2017/11/10	DA DRAFT RESUBMISSION	DI
N	2017/11/08	ISSUED FOR INFORMATION	DL
M	2017/08/25	DA SET FOR EXTERNAL ENVELOPE	TJF/RC/JZ/DL
L	2017/07/26	DA DRAFT FOR SERVICES REVIEW	TJF/RC/JZ/DL
K	2017/07/12	DA SET- EXTERNAL ENVELOPE	TJF
J	2017/06/09	DRAFT DA SET	TJF/RC

CLIENT
5-7PS
5-7 Parramatta Square

Manuelle Gautrand Architecture | DesignInc | Lacoste + Stevenson
architects in association

PROJECT 5-7 PARRAMATTA SQUARE
TITLE GROUND FLOOR PLAN

DRAWN BY	RC/JZ
SCALES	1 : 150 @ A1
PLOT DATE	2018/01/16
PROJECT Nº.	P16-044
REVISION	R
DRAWING Nº.	DA-2390

LEGEND

- ABORIGINAL ARTEFACTS
- AMENITIES
- BUILDING SERVICES
- CIRCULATION
- CIRCULATION BOH
- ENTRY AREA
- EXISTING TOWNHALL
- LIBRARY
- MEETING
- READING
- TECHNOLOGY HUB
- VERTICAL CIRCULATION
- VOID

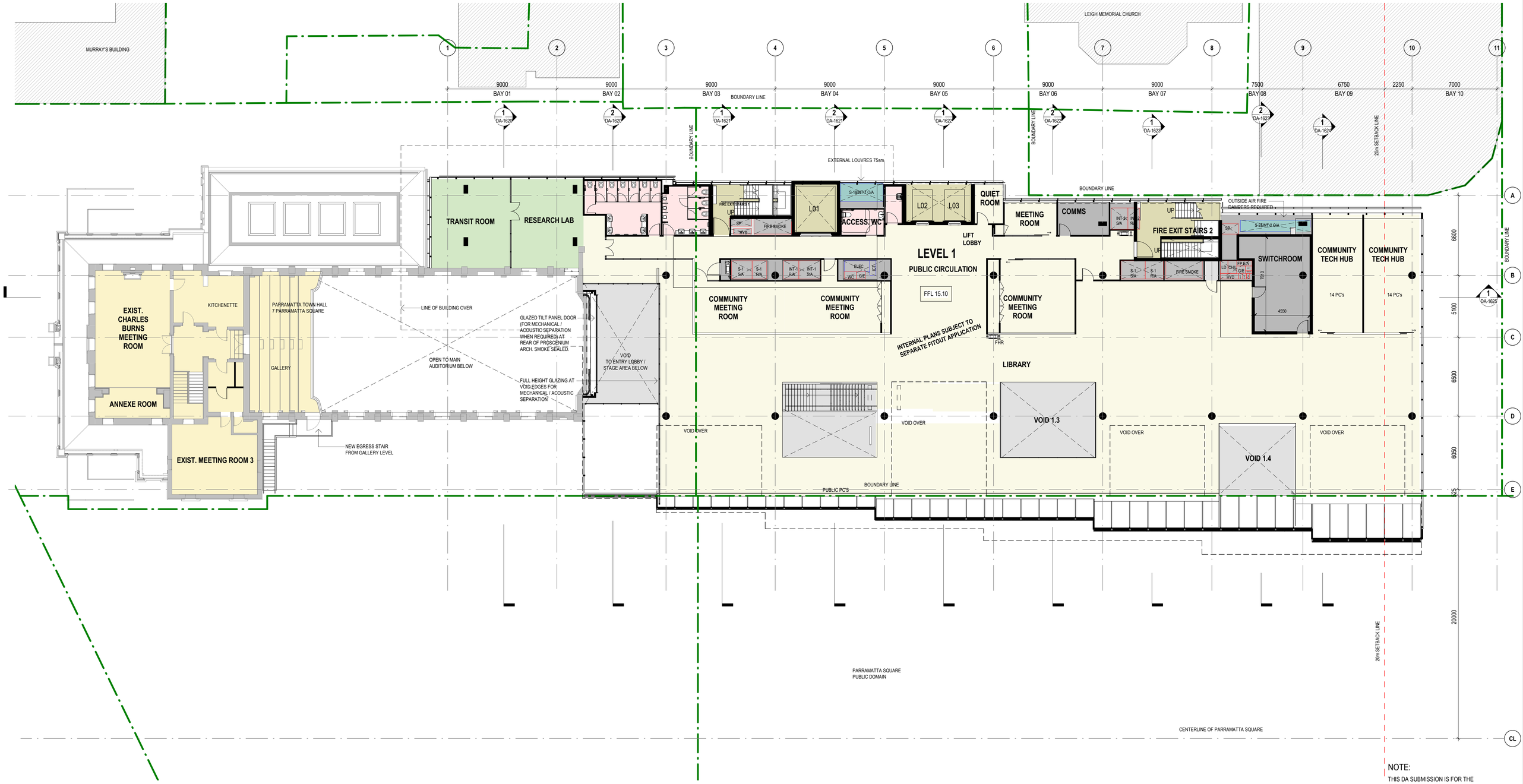

NOTE:
THIS DA SUBMISSION IS FOR THE EXTERNAL ENVELOPE ONLY. THE INTERNAL PLANS SUBJECT TO SEPARATE FITOUT APPLICATION

0 1.5 3 4.5 6 7.5 m
SCALE BAR - 1:150

© Copyright DesignInc Sydney Pty Limited

Nominated Architects
Anthony Quan 5421 I Sandeep Amin 7337 I Ian Armstrong 7260 I Richard Does 8126

No	DATE	REVISIONS	BY
Q	2018/01/16	ISSUED WITH CIVIL LEVELS UPDATED	DI
P	2017/11/23	ISSUED FOR REVIEW	DI
O	2017/11/14	ISSUED FOR REVIEW	DI
N	2017/11/10	DA DRAFT RESUBMISSION	DI
M	2017/08/25	DA SET FOR EXTERNAL ENVELOPE	TJF/RC/JZ/DL
L	2017/07/26	DA DRAFT FOR SERVICES REVIEW	TJF/RC/JZ/DL
K	2017/07/12	DA SET- EXTERNAL ENVELOPE	TJF
J	2017/06/09	DRAFT DA SET	TJF/RC
I	2017/06/07	FOR FEEDBACK	TJF/RC

CLIENT
5-7PS
5-7 Parramatta Square

Manuelle Gautrand Architecture | DesignInc | Lacoste + Stevenson
architects in association

PROJECT 5-7 PARRAMATTA SQUARE
TITLE FIRST FLOOR PLAN

DRAWN BY	RC/JZ
SCALES	1 : 150 @ A1
PLOT DATE	2018/01/16
PROJECT Nº.	P16-044
REVISION	Q
DRAWING Nº.	DA-2391

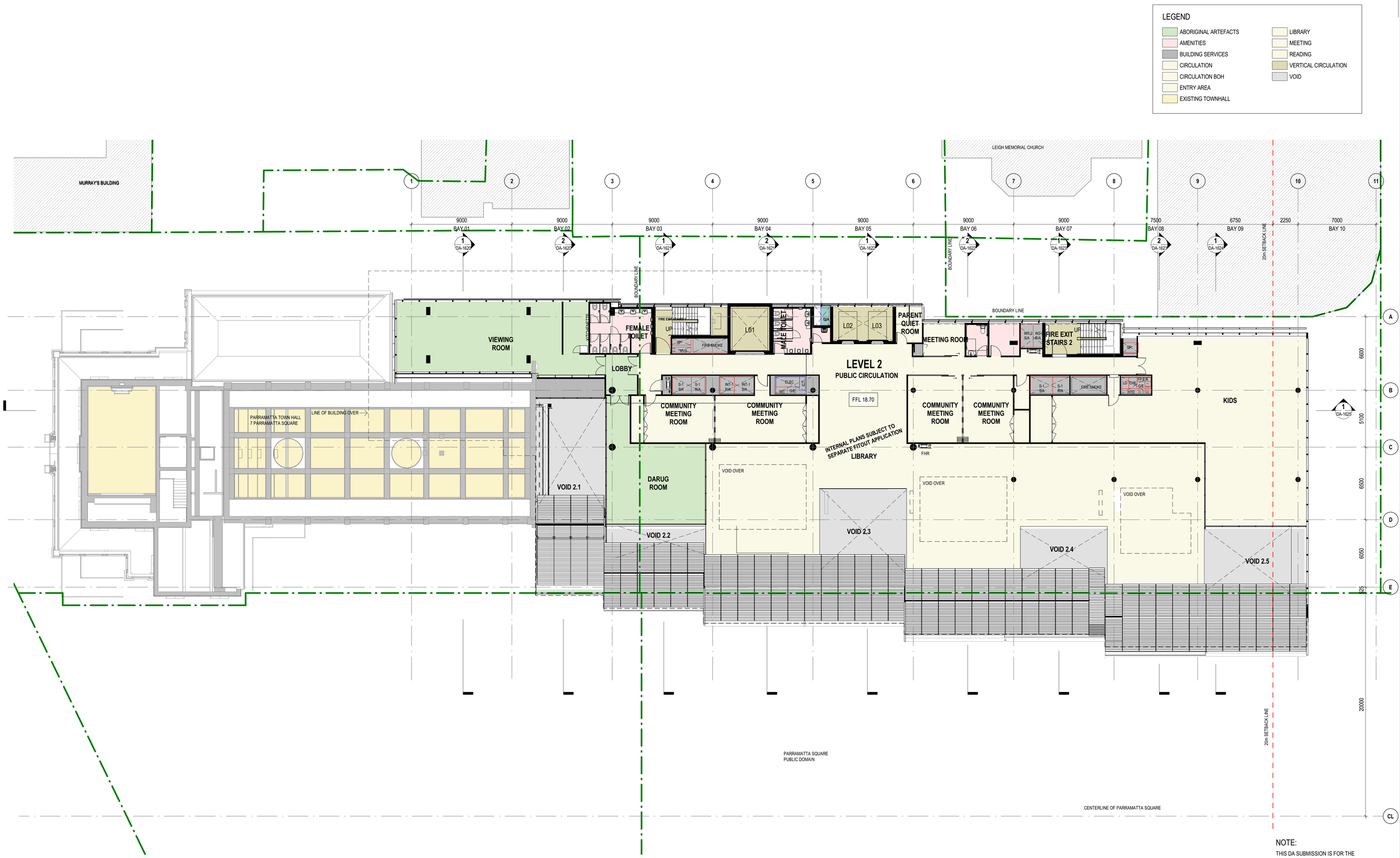

NOTE:

THIS DA SUBMISSION IS FOR THE EXTERNAL ENVELOPE ONLY. THE INTERNAL PLANS SUBJECT TO SEPARATE FITOUT APPLICATION

SCALE BAR - 1:150

© Copyright DesignInc Sydney Pty Limited

Nominated Architects
Anthony Quan 5421 I Sandeep Amin 7337 I Ian Armstrong 7260 I Richard Does 8126

No	DATE	REVISIONS	BY
Q	2018/01/16	ISSUED WITH CIVIL LEVELS UPDATED	DI
P	2017/11/23	ISSUED FOR REVIEW	DI
O	2017/11/14	ISSUED FOR REVIEW	DI
N	2017/11/10	DA DRAFT RESUBMISSION	DI
M	2017/08/25	DA SET FOR EXTERNAL ENVELOPE	TJF/RC/JZ/DL
L	2017/07/26	DA DRAFT FOR SERVICES REVIEW	TJF/RC/JZ/DL
K	2017/07/12	DA SET- EXTERNAL ENVELOPE	TJF
J	2017/06/09	DRAFT DA SET	TJF/RC
I	2017/06/07	FOR FEEDBACK	TJF/RC

CLIENT

5-7PS

5-7 Parramatta Square

Manuelle Gautrand Architecture | DesignInc | Lacoste + Stevenson
architects in association

PROJECT 5-7 PARRAMATTA SQUARE

TITLE SECOND FLOOR PLAN

DRAWN BY	RC/JZ
SCALES	1 : 150 @ A1
PLOT DATE	2018/01/16
PROJECT Nº.	P16-044
DRAWING Nº.	DA-2392
REVISION	Q

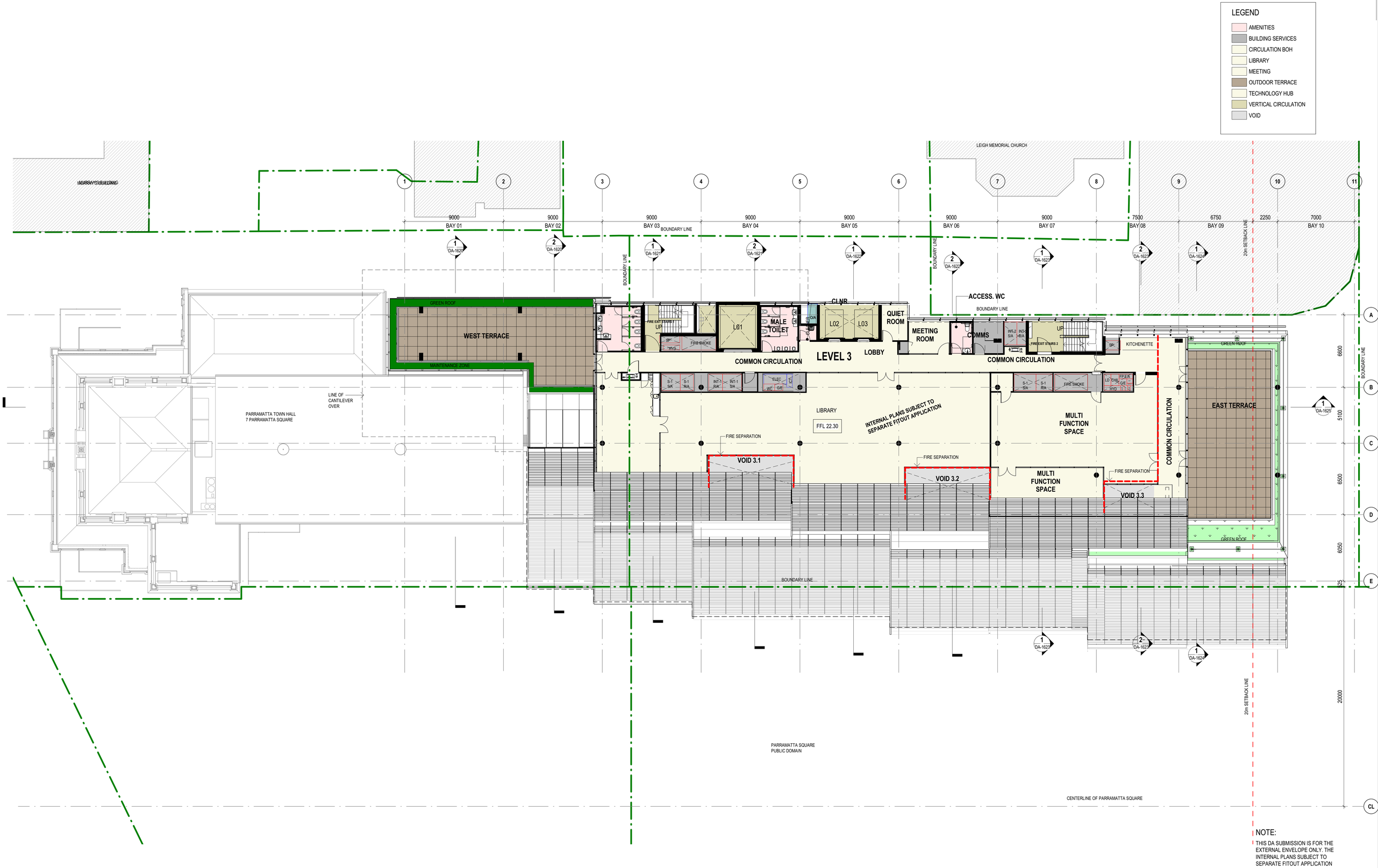

NOTE:
THIS DA SUBMISSION IS FOR THE EXTERNAL ENVELOPE ONLY. THE INTERNAL PLANS SUBJECT TO SEPARATE FITOUT APPLICATION

SCALE BAR - 1:150

© Copyright DesignInc Sydney Pty Limited

Nominated Architects
Anthony Quan 5421 I Sandeep Amin 7337 I Ian Armstrong 7260 I Richard Dees 8126

No	DATE	REVISIONS	BY
Q	2018/01/16	ISSUED WITH CIVIL LEVELS UPDATED	DI
P	2017/11/23	ISSUED FOR REVIEW	DI
O	2017/11/14	ISSUED FOR REVIEW	DI
N	2017/11/10	DA DRAFT RESUBMISSION	DI
M	2017/08/25	DA SET FOR EXTERNAL ENVELOPE	TJF/RC/JZ/DL
L	2017/07/26	DA DRAFT FOR SERVICES REVIEW	TJF/RC/JZ/DL
K	2017/07/12	DA SET- EXTERNAL ENVELOPE	TJF
J	2017/06/09	DRAFT DA SET	TJF/RC
I	2017/06/07	FOR FEEDBACK	TJF/RC

CLIENT
5-7PS
5-7 Parramatta Square

Manuelle Gautrand Architecture | DesignInc | Lacoste + Stevenson
architects in association

PROJECT 5-7 PARRAMATTA SQUARE
TITLE THIRD FLOOR PLAN

DRAWN BY	RC/JZ
SCALES	1 : 150 @ A1
PLOT DATE	2018/01/16
PROJECT Nº.	P16-044
DRAWING Nº.	DA-2393
REVISION	Q

LEGEND

- AMENITIES
- BUILDING SERVICES
- CIRCULATION
- CIRCULATION BOH
- COUNCIL CHAMBERS/ CEREMONIAL/ FUNCTIONAL
- MEETING
- VERTICAL CIRCULATION
- VOID

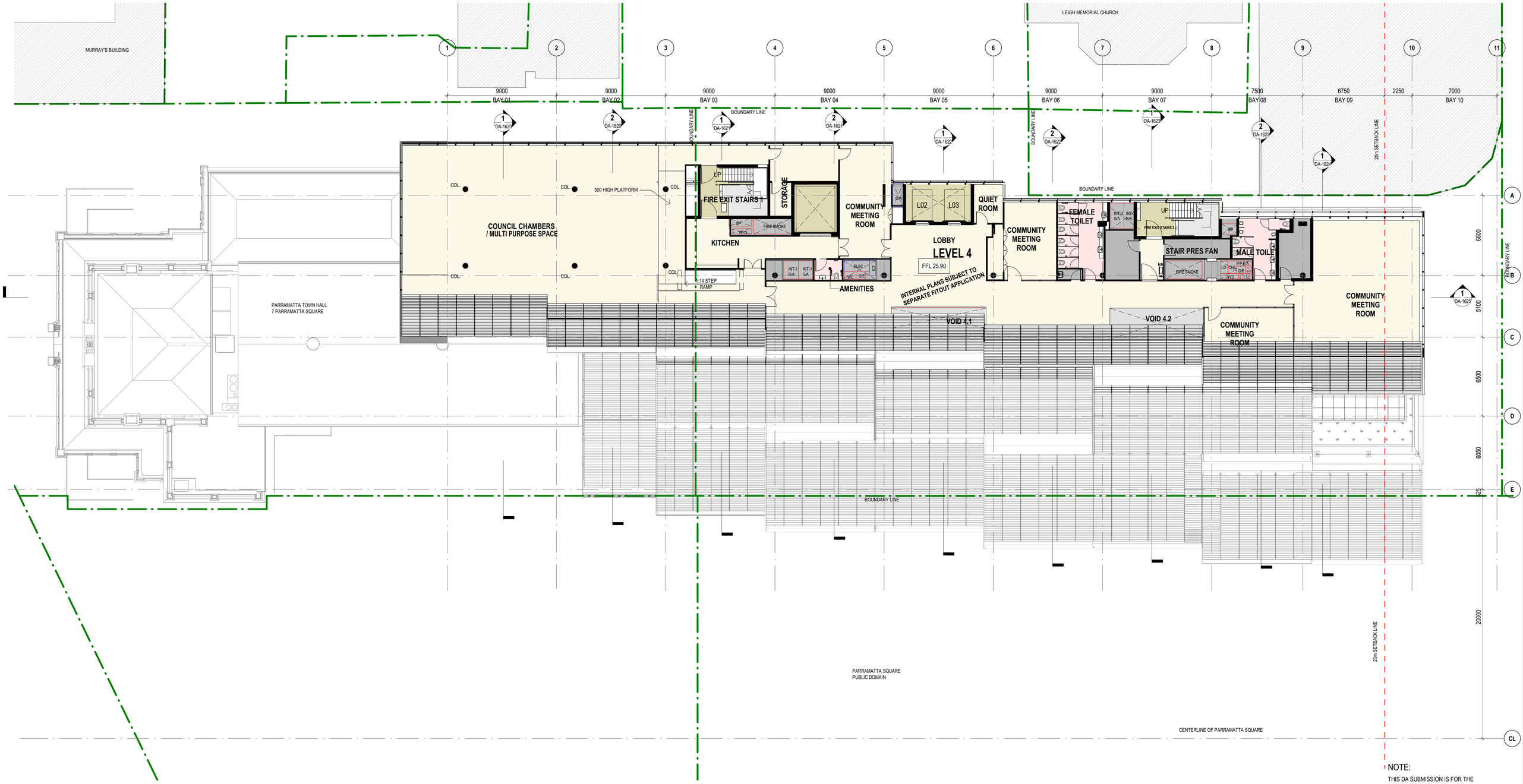

NOTE:

THIS DA SUBMISSION IS FOR THE EXTERNAL ENVELOPE ONLY. THE INTERNAL PLANS SUBJECT TO SEPARATE FITOUT APPLICATION

SCALE BAR - 1:150

© Copyright DesignInc Sydney Pty Limited

Nominated Architects
Anthony Quan 5421 I Sandeep Amin 7337 I Ian Armstrong 7260 I Richard Does 8126

No	DATE	REVISIONS	BY
Q	2018/01/16	ISSUED WITH CIVIL LEVELS UPDATED	DI
P	2017/11/23	ISSUED FOR REVIEW	DI
O	2017/11/14	ISSUED FOR REVIEW	DI
N	2017/11/10	DA DRAFT RESUBMISSION	DI
M	2017/08/25	DA SET FOR EXTERNAL ENVELOPE	TJF/RC/JZ/DL
L	2017/07/26	DA DRAFT FOR SERVICES REVIEW	TJF/RC/JZ/DL
K	2017/07/12	DA SET- EXTERNAL ENVELOPE	TJF
J	2017/06/09	DRAFT DA SET	TJF/RC
I	2017/06/07	FOR FEEDBACK	TJF/RC

CLIENT

5-7PS

5-7 Parramatta Square

Manuelle Gautrand Architecture | DesignInc | Lacoste + Stevenson
architects in association

PROJECT 5-7 PARRAMATTA SQUARE

TITLE FOURTH FLOOR PLAN

DRAWN BY	RC/JZ
SCALES	1 : 150 @ A1
PLOT DATE	2018/01/16
PROJECT Nº.	P16-044
REVISION	Q
DRAWING Nº.	DA-2394

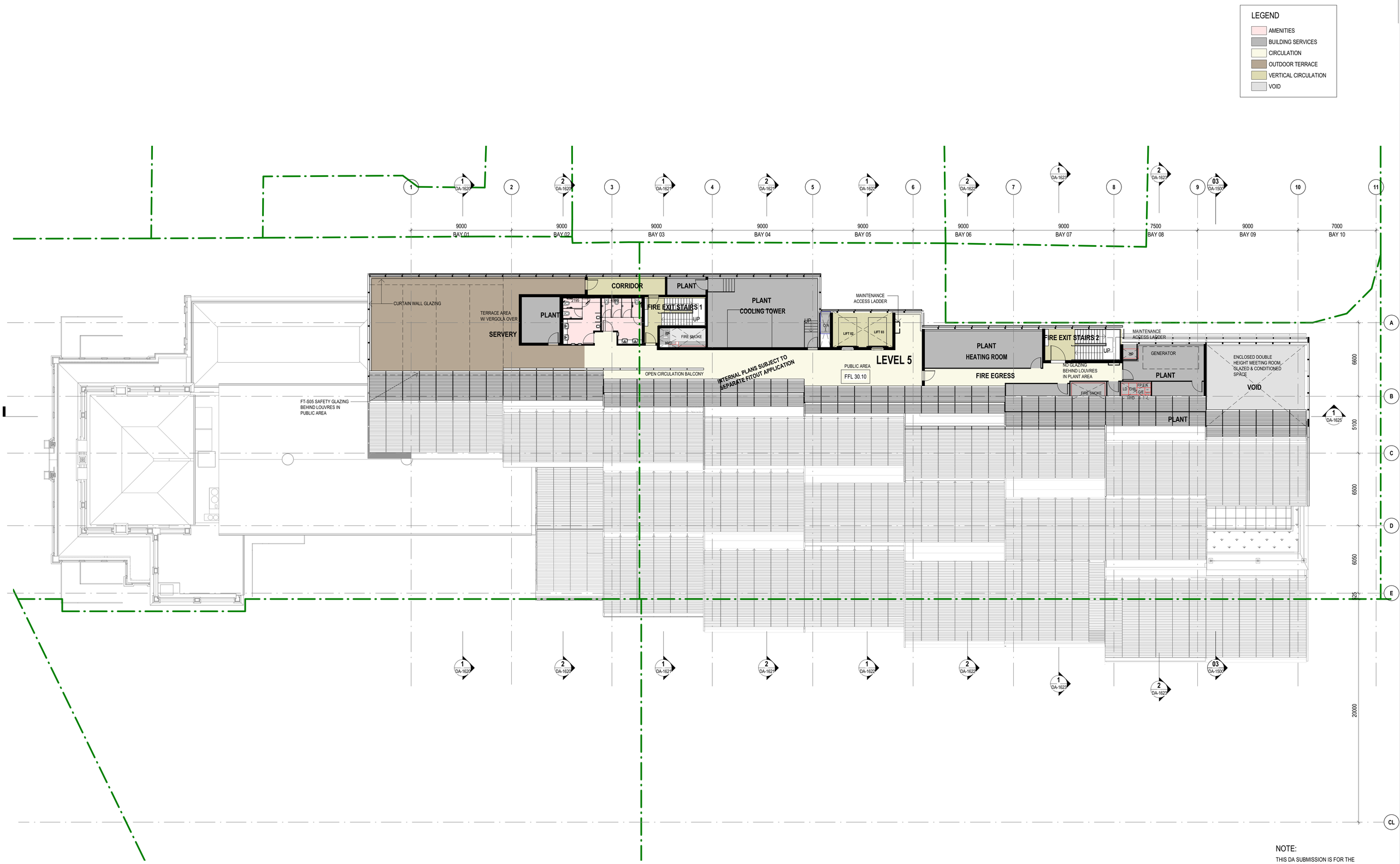

NOTE:

THIS DA SUBMISSION IS FOR THE EXTERNAL ENVELOPE ONLY. THE INTERNAL PLANS SUBJECT TO SEPARATE FITOUT APPLICATION

SCALE BAR - 1:150

© Copyright DesignInc Sydney Pty Limited

Nominated Architects
Anthony Quan 5421 I Sandeep Amin 7337 I Ian Armstrong 7260 I Richard Does 8126

No	DATE	REVISIONS	BY
Q	2018/01/16	ISSUED WITH CIVIL LEVELS UPDATED	DI
P	2017/11/23	ISSUED FOR REVIEW	DI
O	2017/11/14	ISSUED FOR REVIEW	DI
N	2017/11/10	DA DRAFT RESUBMISSION	DI
M	2017/08/25	DA SET FOR EXTERNAL ENVELOPE	TJF/RC/JZ/DL
L	2017/07/26	DA DRAFT FOR SERVICES REVIEW	TJF/RC/JZ/DL
K	2017/07/12	DA SET- EXTERNAL ENVELOPE	TJF
J	2017/06/09	DRAFT DA SET	TJF/RC
I	2017/06/07	FOR FEEDBACK	TJF/RC

CLIENT

5-7PS

5-7 Parramatta Square

Manuelle Gautrand Architecture | DesignInc | Lacoste + Stevenson
architects in association

PROJECT 5-7 PARRAMATTA SQUARE

TITLE FIFTH FLOOR PLAN

DRAWN BY	RC/JZ
SCALES	1 : 150 @ A1
PLOT DATE	2018/01/16
PROJECT Nº.	P16-044
REVISION	Q
DRAWING Nº.	DA-2395

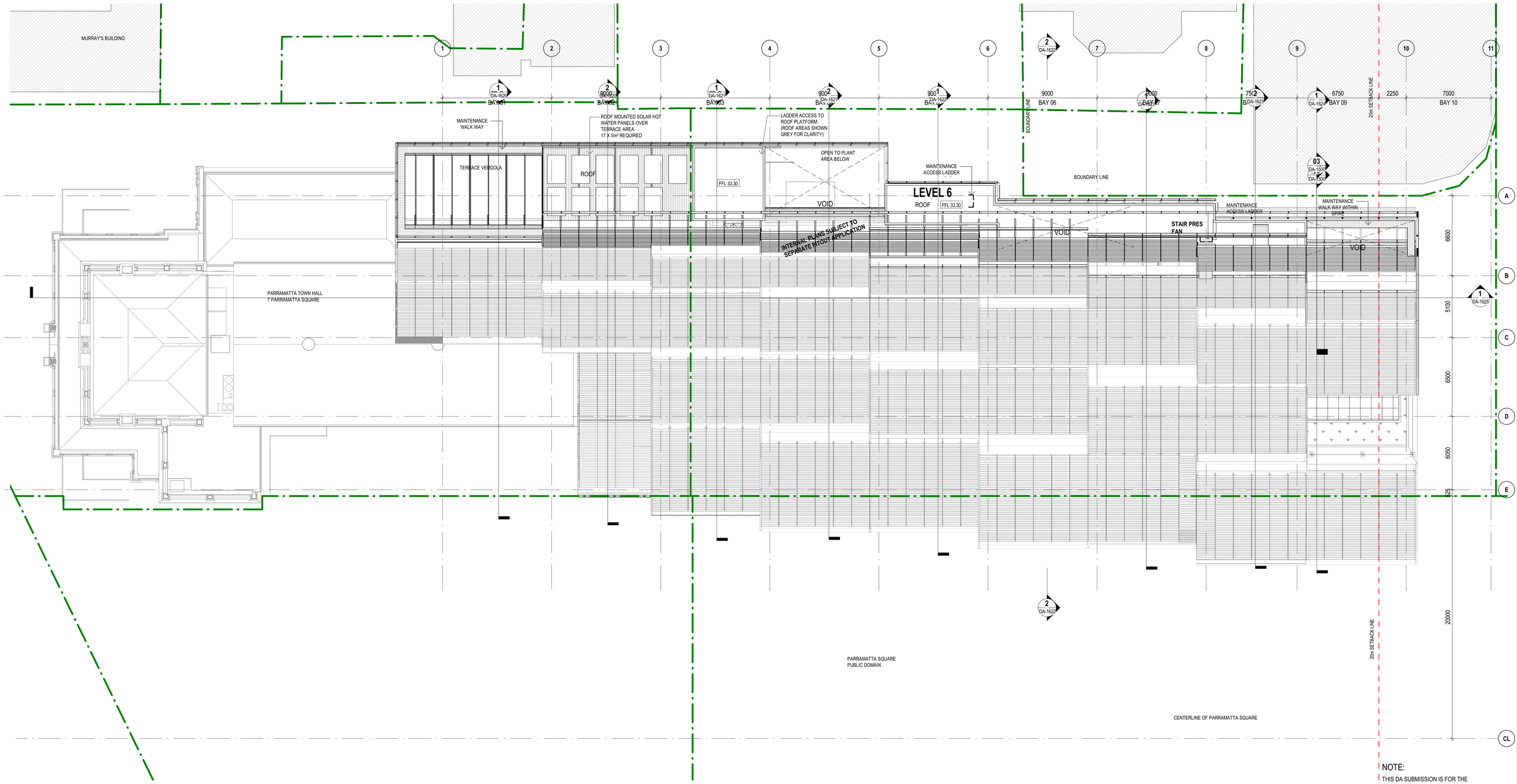

NOTE:
THIS DA SUBMISSION IS FOR THE EXTERNAL ENVELOPE ONLY. THE INTERNAL PLANS SUBJECT TO SEPARATE FITOUT APPLICATION

SCALE BAR - 1:150

© Copyright DesignInc Sydney Pty Limited

Nominated Architects
Anthony Quan 5421 I Sandeep Amin 7337 I Ian Armstrong 7260 I Richard Does 8126

No	DATE	REVISIONS	BY
P	2018/01/16	ISSUED WITH CIVIL LEVELS UPDATED	DI
O	2017/11/23	ISSUED FOR REVIEW	DI
N	2017/11/14	ISSUED FOR REVIEW	DI
M	2017/11/10	DA DRAFT RESUBMISSION	DI
L	2017/08/25	DA SET FOR EXTERNAL ENVELOPE	TJF/RC/JZ/DL
K	2017/07/12	DA SET- EXTERNAL ENVELOPE	TJF
J	2017/06/09	DRAFT DA SET	TJF/RC
I	2017/06/07	FOR FEEDBACK	TJF/RC
H	2017/06/05	ISSUED FOR QS REPORT	TJF/RC

CLIENT
5-7PS
5-7 Parramatta Square

Manuelle Gautrand Architecture | DesignInc | Lacoste + Stevenson
architects in association

PROJECT 5-7 PARRAMATTA SQUARE
TITLE SIXTH FLOOR PLAN

DRAWN BY	RC/JZ
SCALES	1 : 150 @ A1
PLOT DATE	2018/01/16
PROJECT Nº.	P16-044
REVISION	P
DRAWING Nº.	DA-2396

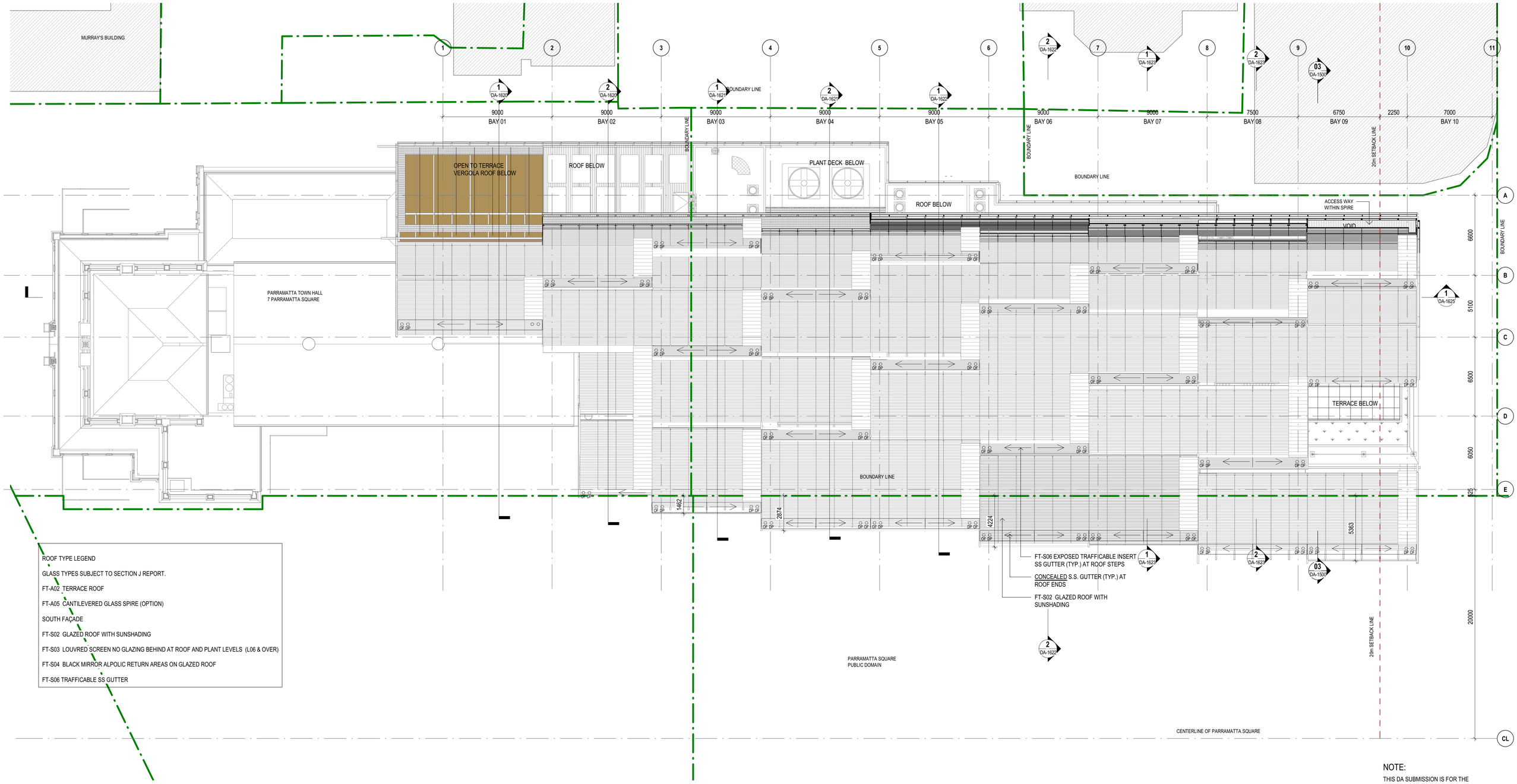

ROOF TYPE LEGEND

GLASS TYPES SUBJECT TO SECTION J REPORT.

FT-A02 TERRACE ROOF

FT-A05 CANTILEVERED GLASS SPIRE (OPTION)

SOUTH FAÇADE

FT-S02 GLAZED ROOF WITH SUNSHADING

FT-S03 LOUVRED SCREEN NO GLAZING BEHIND AT ROOF AND PLANT LEVELS (L06 & OVER)

FT-S04 BLACK MIRROR ALPOLIC RETURN AREAS ON GLAZED ROOF

FT-S06 TRAFFICABLE SS GUTTER

NOTE:

THIS DA SUBMISSION IS FOR THE EXTERNAL ENVELOPE ONLY. THE INTERNAL PLANS SUBJECT TO SEPARATE FITOUT APPLICATION

0 1.5 3 4.5 6 7.5 m

SCALE BAR - 1:150

N

© Copyright DesignInc Sydney Pty Limited

Nominated Architects
Anthony Quan 5421 I Sandeep Amin 7337 I Ian Armstrong 7260 I Richard Does 8126

No	DATE	REVISIONS	BY
N	2017/11/14	ISSUED FOR REVIEW	DI
M	2017/11/10	DA DRAFT RESUBMISSION	DI
L	2017/08/25	DA SET FOR EXTERNAL ENVELOPE	TJF/RC/JZ/DL
K	2017/07/12	DA SET- EXTERNAL ENVELOPE	TJF
J	2017/06/09	DRAFT DA SET	TJF/RC
I	2017/06/07	FOR FEEDBACK	TJF/RC
H	2017/06/05	ISSUED FOR QS REPORT	TJF/RC
G	2017/05/31	FROZEN PLANS FOR CONSULTANTS FEEDBACK	TJF/RC
F	2017/05/29	FROZEN PLANS ISSUE	TJF/RC

CLIENT

5-7PS

5-7 Parramatta Square

Manuelle Gautrand Architecture | DesignInc | Lacoste + Stevenson
architects in association

PROJECT 5-7 PARRAMATTA SQUARE

TITLE ROOF PLAN

DRAWN BY	RC/JZ
SCALES	1 : 150 @ A1
PLOT DATE	2017/11/14
PROJECT Nº.	P16-044
REVISION	N
DRAWING Nº.	DA-2397





COLOR PREFERENCES

FACADE TYPE LEGEND (DA)

GLASS TYPES SUBJECT TO SECTION J REPORT.

ALL FACADES

FT-A01 SHOPFRONT GLAZING

FT-A02 TERRACE ROOF

FT-A03 FRAMELESS GLASS BALUSTRADES

FT-A04 MIRRORED SOFFIT LINING

FT-A05 RETRACTABLE SPIRE (SUNSHADE MATERIAL)

FT-A06 EXTERNAL LOUVRES (MECH.)

SOUTH FAÇADE

FT-S01 DIGITAL SIGNAGE.

FT-S02 GLAZED ROOF WITH SUNSHADING

FT-S03 SUNSHADE SCREEN NO GLAZING BEHIND AT ROOF AND PLANT LEVELS (L06 & OVER)

FT-S04 MATT BLACK ALPOLIC RETURN AREAS ON GLAZED ROOF

FT-S05 GLAZED WALL AT WESTERN TERRACE

FT-S06 TRAFFICABLE SS GUTTER

NORTH FACADE

FT-N01 CURTAIN WALL WITH SUNSHADING

FT-N02 CURTAIN WALL WITH SUNSHADING

FT-N03 SCREEN AT ROOF AND PLANT LEVELS NORTH FACADE. WEATHER PROTECTION REQUIRED BETWEEN LIFT AND PUBLIC TERRACE.

EAST FACADE

FT-E01 CURTAIN WALL WITH DARK COLOURED FILM AND INTERNAL BLIND.

WEST FACADE

FT-W01 CURTAIN WALL WITH DARK COLOURED FILM AND INTERNAL BLIND.

NOTE:

THIS DA SUBMISSION IS FOR THE EXTERNAL ENVELOPE ONLY. THE INTERNAL PLANS SUBJECT TO SEPARATE FITOUT APPLICATION

© Copyright DesignInc Sydney Pty Limited

Nominated Architects
Anthony Quan 5421 I Sandeep Amin 7337 I Ian Armstrong 7260 I Richard Does 8126

No	DATE	REVISIONS	BY
E	2017/11/14	ISSUED FOR REVIEW	DI
D	2017/11/10	DA DRAFT RESUBMISSION	DI
C	2017/08/25	DA SET FOR EXTERNAL ENVELOPE	TJF/RC/JZ/DL
B	2017/07/12	DA SET- EXTERNAL ENVELOPE	TJF
A	2017/06/09	DRAFT DA SET	TJF/RC

CLIENT
5-7PS
5-7 Parramatta Square

Manuelle Gautrand Architecture | DesignInc | Lacoste + Stevenson
architects in association

PROJECT 5-7 PARRAMATTA SQUARE

TITLE SOUTH ELEVATION

DRAWN BY	RC/JZ
SCALES	NTS
PLOT DATE	2017/11/14
PROJECT Nº.	P16-044
DRAWING Nº.	DA-3005
REVISION	E

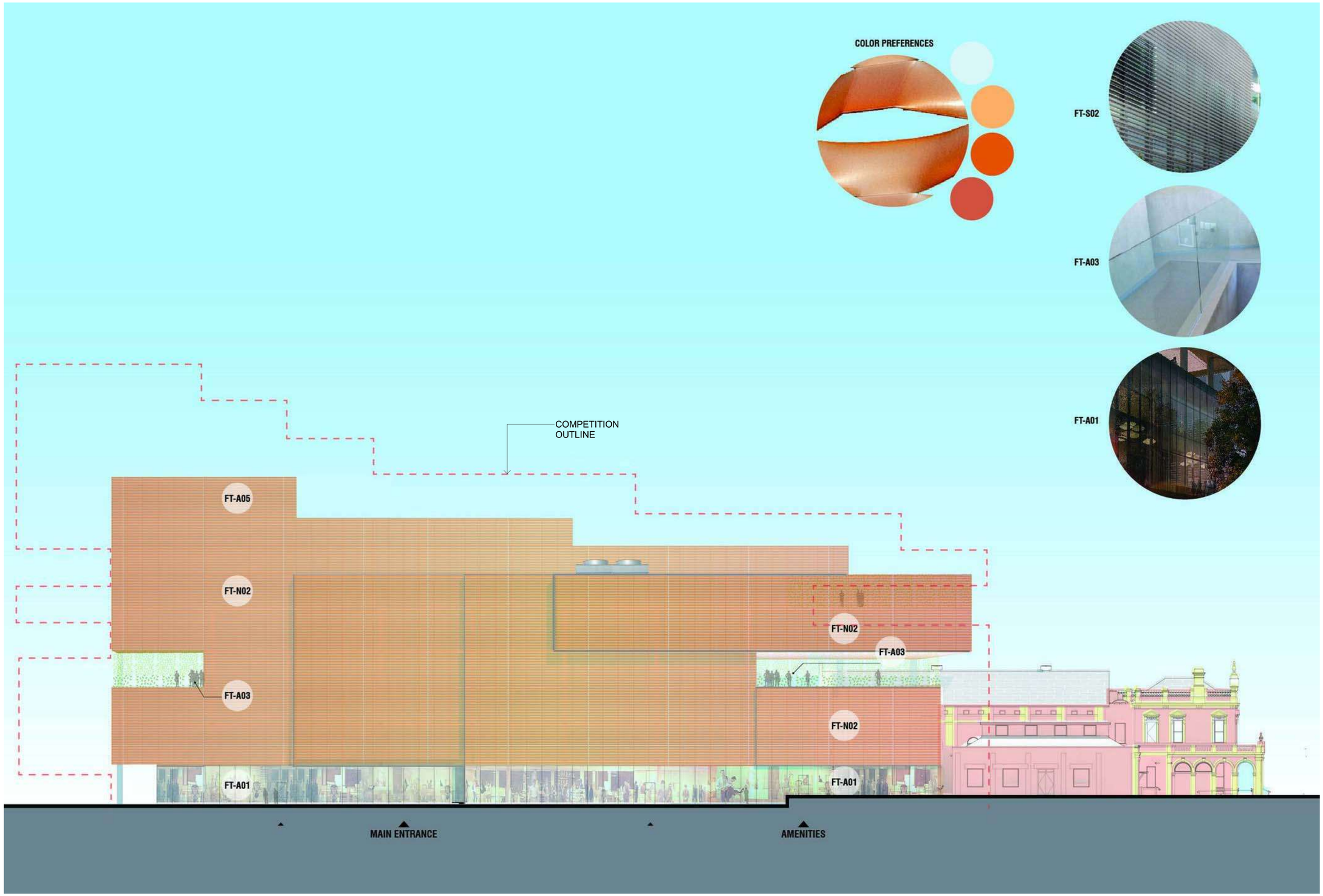

FACADE TYPE LEGEND (DA)

GLASS TYPES SUBJECT TO SECTION J REPORT.

ALL FACADES

FT-A01 SHOPFRONT GLAZING

FT-A02 TERRACE ROOF

FT-A03 FRAMELESS GLASS BALUSTRADES

FT-A04 MIRRORED SOFFIT LINING

FT-A05 RETRACTABLE SPIRE (SUNSHADE MATERIAL)

FT-A06 EXTERNAL LOUVRES (MECH.)

SOUTH FACADE

FT-S01 DIGITAL SIGNAGE.

FT-S02 GLAZED ROOF WITH SUNSHADING

FT-S03 SUNSHADE SCREEN NO GLAZING BEHIND AT ROOF AND PLANT LEVELS (L06 & OVER)

FT-S04 MATT BLACK ALPOLIC RETURN AREAS ON GLAZED ROOF

FT-S05 GLAZED WALL AT WESTERN TERRACE

FT-S06 TRAFFICABLE SS GUTTER

NORTH FACADE

FT-N01 CURTAIN WALL WITH SUNSHADING

FT-N02 CURTAIN WALL WITH SUNSHADING

FT-N03 SCREEN AT ROOF AND PLANT LEVELS NORTH FACADE. WEATHER PROTECTION REQUIRED BETWEEN LIFT AND PUBLIC TERRACE.

EAST FACADE

FT-E01 CURTAIN WALL WITH DARK COLOURED FILM AND INTERNAL BLIND.

WEST FACADE

FT-W01 CURTAIN WALL WITH DARK COLOURED FILM AND INTERNAL BLIND.

NOTE:

THIS DA SUBMISSION IS FOR THE EXTERNAL ENVELOPE ONLY. THE INTERNAL PLANS SUBJECT TO SEPARATE FITOUT APPLICATION

© Copyright DesignInc Sydney Pty Limited

Nominated Architects
Anthony Quan 5471 I Sandeep Amin 7337 I Ian Armstrong 7260 I Richard Dees 8126

No	DATE	REVISIONS	BY
E	2017/11/14	ISSUED FOR REVIEW	DI
D	2017/11/10	DA DRAFT RESUBMISSION	DI
C	2017/08/25	DA SET FOR EXTERNAL ENVELOPE	TJF/RC/JZ/DL
B	2017/07/12	DA SET- EXTERNAL ENVELOPE	TJF
A	2017/06/09	DRAFT DA SET	TJF/RC

CLIENT
5-7PS
5-7 Parramatta Square

Manuelle Gautrand Architecture | DesignInc | Lacoste + Stevenson
architects in association

PROJECT 5-7 PARRAMATTA SQUARE

TITLE NORTH ELEVATION

DRAWN BY	RC/JZ
SCALES	As indicated @ A1
PLOT DATE	2017/11/14
PROJECT Nº.	P16-044
DRAWING Nº.	DA-3006
REVISION	E



1 EAST ELEVATION

2 WEST ELEVATION

FACADE TYPE LEGEND (DA)

GLASS TYPES SUBJECT TO SECTION J REPORT.

ALL FACADES

FT-A01 SHOPFRONT GLAZING

FT-A02 TERRACE ROOF

FT-A03 FRAMELESS GLASS BALUSTRADES

FT-A04 MIRRORED SOFFIT LINING

FT-A05 RETRACTABLE SPIRE (SUNSHADE MATERIAL)

FT-A06 EXTERNAL LOUVRES (MECH.)

SOUTH FAÇADE

FT-S01 DIGITAL SIGNAGE.

FT-S02 GLAZED ROOF WITH SUNSHADING

FT-S03 SUNSHADE SCREEN NO GLAZING BEHIND AT ROOF AND PLANT LEVELS (L06 & OVER)

FT-S04 MATT BLACK ALPOLIC RETURN AREAS ON GLAZED ROOF

FT-S05 GLAZED WALL AT WESTERN TERRACE

FT-S06 TRAFFICABLE SS GUTTER

NORTH FACADE

FT-N01 CURTAIN WALL WITH SUNSHADING

FT-N02 CURTAIN WALL WITH SUNSHADING

FT-N03 SCREEN AT ROOF AND PLANT LEVELS NORTH FACADE. WEATHER PROTECTION REQUIRED BETWEEN LIFT AND PUBLIC TERRACE.

EAST FACADE

FT-E01 CURTAIN WALL WITH DARK COLOURED FILM AND INTERNAL BLIND.

WEST FACADE

FT-W01 CURTAIN WALL WITH DARK COLOURED FILM AND INTERNAL BLIND.

NOTE:

THIS DA SUBMISSION IS FOR THE EXTERNAL ENVELOPE ONLY. THE INTERNAL PLANS SUBJECT TO SEPARATE FITOUT APPLICATION

© Copyright DesignInc Sydney Pty Limited

Nominated Architects
Anthony Quan 5421 I Sandeep Amin 7337 I Ian Armstrong 7260 I Richard Dees 8126

No	DATE	REVISIONS	BY
E	2017/11/14	ISSUED FOR REVIEW	DI
D	2017/11/10	DA DRAFT RESUBMISSION	DI
C	2017/08/25	DA SET FOR EXTERNAL ENVELOPE	TJF/RC/JZ/DL
B	2017/07/12	DA SET- EXTERNAL ENVELOPE	TJF
A	2017/06/09	DRAFT DA SET	TJF/RC

CLIENT
5-7PS
5-7 Parramatta Square

Manuelle Gautrand Architecture | DesignInc | Lacoste + Stevenson
architects in association

PROJECT 5-7 PARRAMATTA SQUARE

TITLE EAST AND WEST ELEVATIONS

DRAWN BY	RC/JZ
SCALES	As indicated @ A1
PLOT DATE	2017/11/14
PROJECT Nº.	P16-044
DRAWING Nº.	DA-3007
REVISION	E

NOTE:

THIS DA SUBMISSION IS FOR THE EXTERNAL ENVELOPE ONLY. THE INTERNAL PLANS SUBJECT TO SEPARATE FITOUT APPLICATION

© Copyright DesignInc Sydney Pty Limited

Nominated Architects
Anthony Quah 5471 I Sandeep Amin 7337 I Ian Armstrong 7260 I Richard Dives 8126

No	DATE	REVISIONS	BY
G	2017/11/14	ISSUED FOR REVIEW	DI
F	2017/11/10	DA DRAFT RESUBMISSION	DI
E	2017/08/25	DA SET FOR EXTERNAL ENVELOPE	TJF/RC/JZ/DL
D	2017/07/12	DA SET- EXTERNAL ENVELOPE	TJF
C	2017/06/09	DRAFT DA SET	TJF/RC
B	2017/05/12	FROZEN PLANS ISSUE (QS REVIEW)	TJF
A	2017/05/08	PRE-DA ISSUE	

CLIENT

5-7PS

5-7 Parramatta Square

Manuelle Gautrand Architecture | DesignInc | Lacoste + Stevenson
architects in association

PROJECT 5-7 PARRAMATTA SQUARE

TITLE NW PERSPECTIVE VIEW

DRAWN BY	RC/JZ	
SCALES	NTS	
PLOT DATE	2017/11/14	
PROJECT Nº.	P16-044	REVISION
DRAWING Nº.	DA-9000	G

NOTE:

THIS DA SUBMISSION IS FOR THE EXTERNAL ENVELOPE ONLY. THE INTERNAL PLANS SUBJECT TO SEPARATE FITOUT APPLICATION

© Copyright DesignInc Sydney Pty Limited

Nominated Architects
Anthony Quan 5421 I Sandeep Amin 7337 I Ian Armstrong 7260 I Richard Dore 8126

No	DATE	REVISIONS	BY
E	2017/11/14	ISSUED FOR REVIEW	DI
D	2017/11/10	DA DRAFT RESUBMISSION	DI
C	2017/08/25	DA SET FOR EXTERNAL ENVELOPE	TJF/RC/JZ/DL
B	2017/07/12	DA SET- EXTERNAL ENVELOPE	TJF
A	2017/06/09	DRAFT DA SET	TJF/RC

CLIENT
5-7PS
5-7 Parramatta Square

Manuelle Gautrand Architecture | DesignInc | Lacoste + Stevenson
architects in association

PROJECT 5-7 PARRAMATTA SQUARE

TITLE NE PERSPECTIVE VIEW

DRAWN BY	RC/JZ
SCALES	NTS
PLOT DATE	2017/11/14
PROJECT Nº.	P16-044
DRAWING Nº.	DA-9001
REVISION	E

5 PARRAMATTA SQUARE (& 7PS)

ENVELOPE DETAILS PACKAGE

DRAWING LIST - AR-5100 ENVELOPE DETAILS PACKAGE

SHEET NUMBER	SHEET NAME	REVISION	REVISION DATE
AR-51XX	FACADE SECTION DETAILS - SLIDING SHADING OPTION	C	2017/12/20
AR-5100	ENVELOPE DETAILS PACKAGE COVER SHEET	D	2017/12/20
AR-5101	FACADE SECTION DETAILS - NORTH - SHEET 01	E	2017/12/20
AR-5102	FACADE SECTION DETAILS - NORTH - SHEET 02	E	2017/12/20
AR-5110	FACADE SECTION DETAILS - SOUTH TYPICAL - SHEET 01	C	2017/12/20
AR-5111	FACADE SECTION DETAILS - SOUTH TYPICAL - SHEET 02	C	2017/12/20
AR-5112	FACADE SECTION DETAILS - SOUTH TYPICAL - SHEET 03	C	2017/12/20
AR-5113	FACADE SECTION DETAILS - SOUTH TYPICAL - SHEET 04	C	2017/12/20
AR-5114	FACADE SECTION DETAILS - SOUTH TYPICAL - SHEET 05	A	2017/12/20
AR-5115	FACADE SECTION DETAILS - SOUTH - SHEET 01	D	2017/12/20
AR-5116	FACADE SECTION DETAILS - SOUTH - SHEET 02	E	2017/12/20
AR-5120	FACADE SECTION DETAILS - EAST&WEST - SHEET 01	E	2017/12/20
AR-5130	FACADE SECTION DETAILS - SPIRE - SHEET 01	A	2017/12/20
AR-5131	SPIRE SECTION DETAILS	C	2017/12/20
AR-5141	ROOF FACADE SECTION DETAILS - SHEET 01	D	2017/12/20
AR-5151	FACADE PLAN DETAILS - SHEET 01	E	2017/12/20

Grand total: 16

© Copyright DesignInc Sydney Pty Limited

This drawing is protected by copyright. All rights are reserved. Unless permitted under the Copyright Act 1968, no part of this drawing may in any form or by any means be reproduced, published, broadcast or transmitted without the prior written permission of the copyright owner.

Please note

If the Status of this drawing is not signed off For Construction it may be subject to change, alteration or amendment at the discretion of DesignInc Sydney Pty Limited. If so, DesignInc Sydney Pty Limited is not liable for any loss, damage, harm or injury whether special, consequential, direct or indirect, suffered by you or any other person as a result of your use of this drawing for construction purposes.

Figured dimensions take preference to scale readings. Verify all dimensions on site. Report any discrepancies to the Architect for decision before proceeding with the work.

Nominated Architects
Anthony Quan 5421 I Sandeep Amin 7337 I Ian Armstrong 7260 I Richard Does 8126

No	DATE	REVISIONS	BY
A	2017/09/18	ISSUED FOR INFORMATION	TJF
B	2017/10/13	ISSUED FOR INFORMATION	TJF
C	2017/11/23	ISSUED FOR REVIEW	DI
D	2017/12/20	50% DESIGN DEVELOPMENT	DI

ARCHITECT

DesignInc
Lacoste + Stevenson
Manuelle Gautrand Architecture
architects in association

CLIENT

PROJECT ENVELOPE DETAILS PACKAGE

5 PARRAMATTA SQUARE (& 7PS)

TITLE ENVELOPE DETAILS PACKAGE COVER SHEET

N

DRAWN BY	DI
SCALES	@ A1
PLOT DATE	20/12/2017 2:26:28 PM
PROJECT Nº.	P16-044
DRAWING Nº.	AR-5100
REVISION	D

DRAWING STATUS	REVIEWED BY	SIGNATURE	DATE
	Checker		

QUALITY CERTIFIED ISO 9001

Completion of the Drawing Status is evidence the design has been verified as conforming to the requirements of the Project M.S. Plan. Initialling the "Drawn By" box confirms that this drawing has been prepared in conformity with DesignInc Sydney M.S. procedures

DETAILED DESIGN

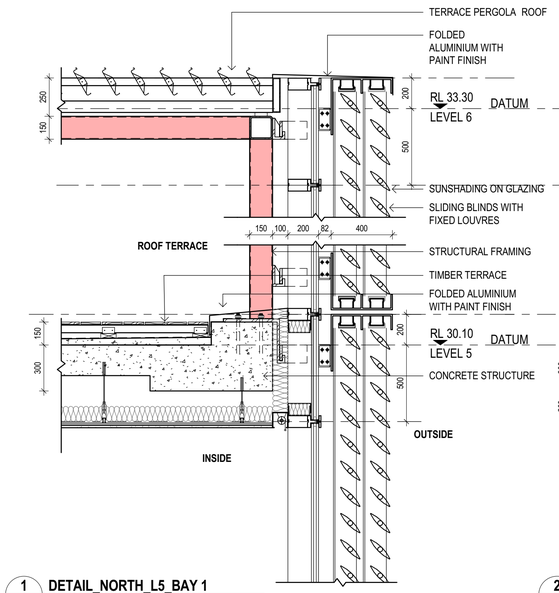

1 DETAIL_NORTH_L5_BAY 1
SCALE 1 : 20

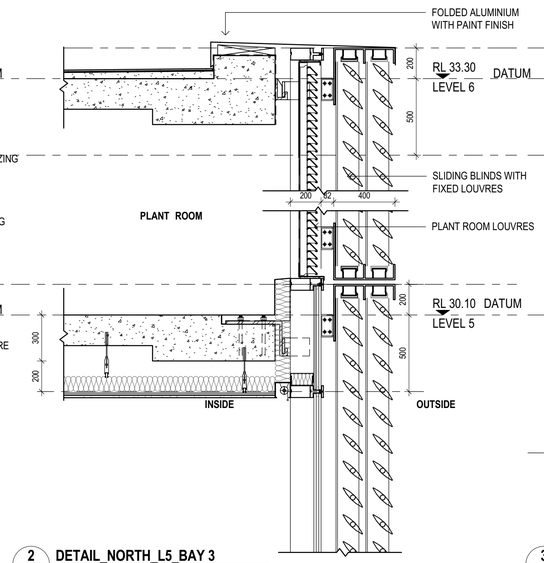

2 DETAIL_NORTH_L5_BAY 3
SCALE 1 : 20

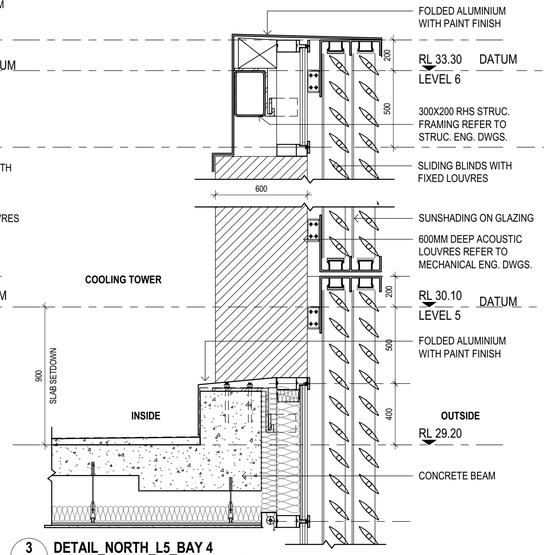

3 DETAIL_NORTH_L5_BAY 4
SCALE 1 : 20

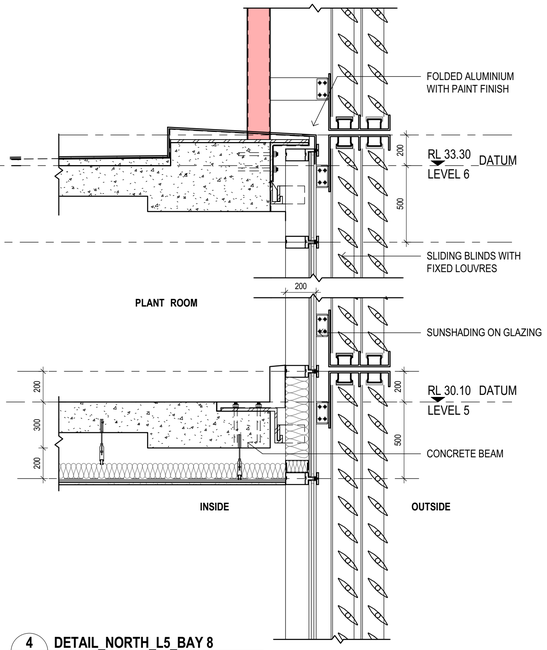

4 DETAIL_NORTH_L5_BAY 8
SCALE 1 : 20

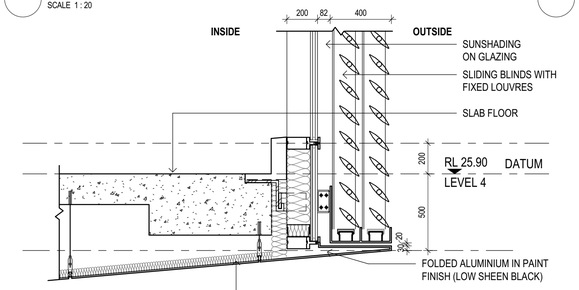

5 DETAIL_NORTH_L4_BAY 1
SCALE 1 : 20

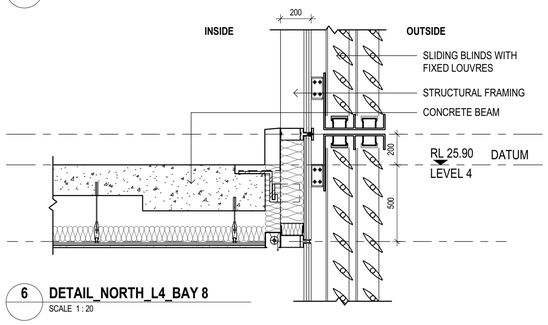

6 DETAIL_NORTH_L4_BAY 8
SCALE 1 : 20

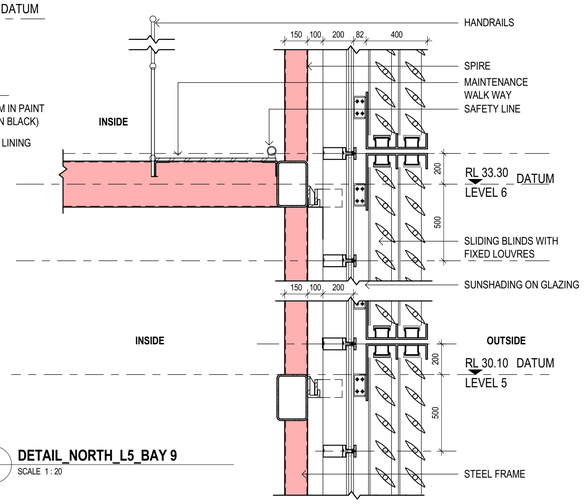

7 DETAIL_NORTH_L5_BAY 9
SCALE 1 : 20

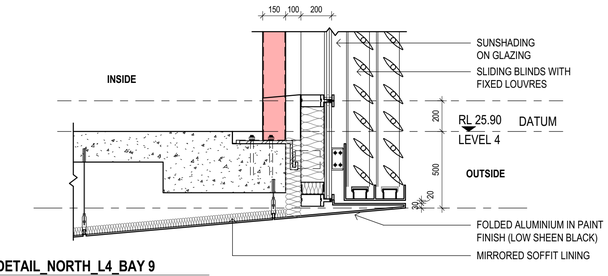

8 DETAIL_NORTH_L4_BAY 9
SCALE 1 : 20

© Copyright DesignInc Sydney Pty Limited

This drawing is protected by copyright. All rights are reserved. Unless permitted under the Copyright Act 1968, no part of this drawing may in any form or by any means be reproduced, published, broadcast or transmitted without the prior written permission of the copyright owner.

Please note

If the Status of this drawing is not signed off For Construction it may be subject to change, alteration or amendment at the discretion of DesignInc Sydney Pty Limited. If so, DesignInc Sydney Pty Limited is not liable for any loss, damage, harm or injury whether special, consequential, direct or indirect, suffered by you or any other person as a result of your use of this drawing for construction purposes.

Figured dimensions take preference to scale readings. Verify all dimensions on site. Report any discrepancies to the Architect for decision before proceeding with the work.

Nominated Architects
Anthony Quan 5421 I Sandeep Amin 7337 I Ian Armstrong 7260 I Richard Does 8126

No	DATE	REVISIONS	BY
A	2017/08/29	ISSUE FOR INFORMATION	TJF
B	2017/09/18	ISSUED FOR INFORMATION	TJF
C	2017/10/13	ISSUED FOR INFORMATION	TJF
D	2017/11/23	ISSUED FOR REVIEW	DI
E	2017/12/20	50% DESIGN DEVELOPMENT	DI

EXTERNAL MATERIALS LEGEND

FACADE CODES

AL-01 FOLDED ALUMINIUM FASCIA CLADDING. PAINT FINISHED AS PER SPEC.
AL-10 CONTINUOUS POWDERCOATED MECHANICAL LOUVRE

BA-01 1600MM GLAZED FRAMELESS BALUSTRADE

COP-01 COMPOSITE PANEL CLADDING AS PER EFS
COP-02 COMPOSITE PANEL CLADDING AS PER EFS (MIRRORED FINISH)
CS-01 CONTRASTING STRIP. FINAL PRINT DESIGN TBC SUBJECT TO 5PS BRANDING DESIGN.

FT-S02 TRAFFICABLE GLAZED ROOF WITH SUNSHADING SYSTEM ON OPERABLE FRAME SYSTEM. POWDERCOAT FINISH.
FT-A02 OPERABLE VERGOLA ROOF SYSTEM. POWDERCOAT FINISH.

SL-01 STAINLESS STEEL SAFETY HOOK FIXED TO 'T' SECTION RAFTERS AT MID SPAN
SS-01 300W X 200D SS BOX GUTTER LINER ON PACKERS FALL TO DOWNPIPE. 75mm Dia. SIPHONIC DP WITH INSULATION. POWDERCOATED WEBFORGE MAINTENANCE WALKWAY OVER.

ST-01 RHS 150x100 STRUCTURAL STEEL. PAINT FINISHED AS PER SPEC.
TMB-01 TIMBER FLOOR SYSTEM.

PLA-01 PLANTER BOX AS PER LANDSCAPE ARCH. DETAILS.

NOTES

1.REFER TO THE SCHEDULE OF EXTERNAL FINISHES FOR CODE DESCRIPTIONS
2.TO COMPLY TO SECTION "J " FOR FACADE INSULATION REQUIREMENTS
3.TO BE READ IN CONJUCTION WITH
FACADE SPECIFICATION (AECOM)
ACOUSTIC SPECIFICATION (AECOM)
REFLECTIVITY STUDY (AECOM)
WIND STUDY REPORT (WINDTECH)

ARCHITECT
DesignInc
Lacoste + Stevenson
Manuelle Gautrand Architecture
architects in association

CLIENT

PROJECT
5 PARRAMATTA SQUARE (& 7PS)

TITLE
FACADE SECTION DETAILS - NORTH - SHEET 01

DRAWN BY	DI
SCALES	1 : 20 @ A1
PLOT DATE	20/12/2017 2:26:46 PM
PROJECT Nº.	P16-044
REVISION	E
DRAWING Nº.	AR-5101

DRAWING STATUS	REVIEWED BY	SIGNATURE	DATE
	Checker		

QUALITY CERTIFIED ISO 9001
Completion of the Drawing Status is evidence the design has been verified as conforming to the requirements of the Project M.S. Plan. Initialling the "Drawn By" box confirms that this drawing has been prepared in conformity with DesignInc Sydney M.S. procedures.

DETAILED DESIGN

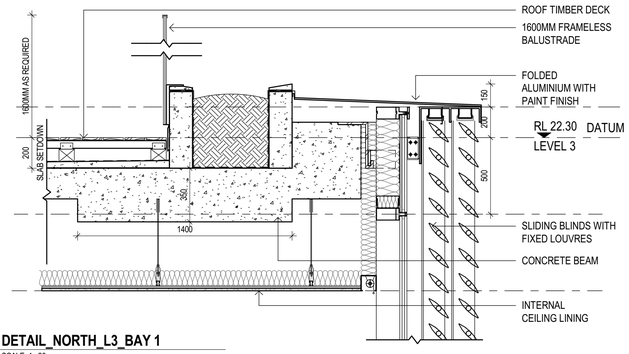

1 **DETAIL_NORTH_L3_BAY 1**
SCALE 1 : 20

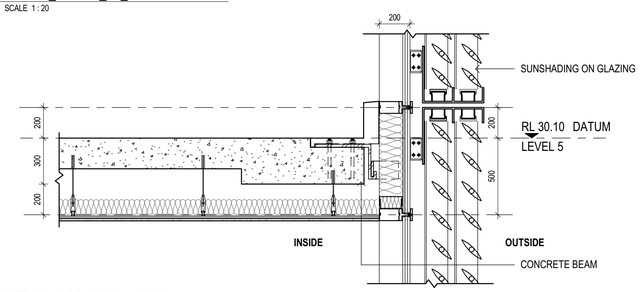

2 **DETAIL_NORTH_L2_BAY 1**
SCALE 1 : 20

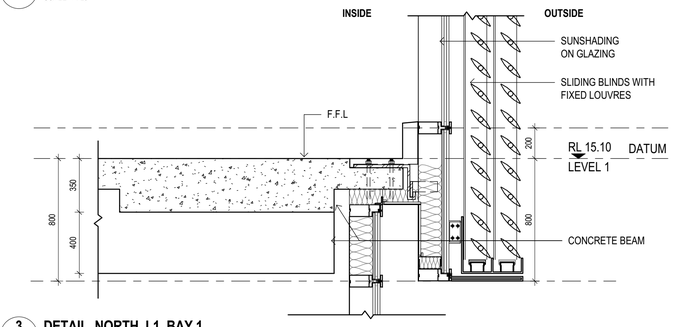

3 **DETAIL_NORTH_L1_BAY 1**
SCALE 1 : 20

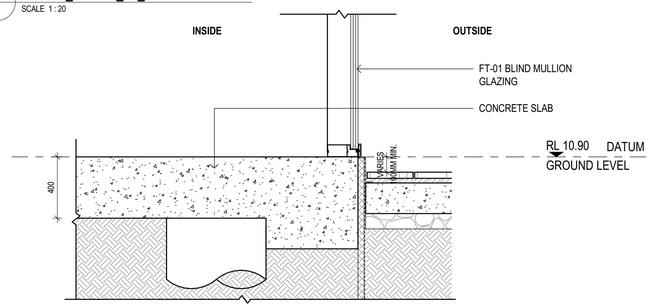

4 **DETAIL_NORTH_L0_BAY 1**
SCALE 1 : 20

© **Copyright DesignInc Sydney Pty Limited**

This drawing is protected by copyright. All rights are reserved. Unless permitted under the Copyright Act 1968, no part of this drawing may in any form or by any means be reproduced, published, broadcast or transmitted without the prior written permission of the copyright owner.

Please note

If the Status of this drawing is not signed off For Construction it may be subject to change, alteration or amendment at the discretion of DesignInc Sydney Pty Limited. If so, DesignInc Sydney Pty Limited is not liable for any loss, damage, harm or injury whether special, consequential, direct or indirect, suffered by you or any other person as a result of your use of this drawing for construction purposes.

Figured dimensions take preference to scale readings. Verify all dimensions on site. Report any discrepancies to the Architect for decision before proceeding with the work.

Nominated Architects
Anthony Quan 5421 I Sandeep Amin 7337 I Ian Armstrong 7260 I Richard Does 8126

No	DATE	REVISIONS	BY
A	2017/08/29	ISSUE FOR INFORMATION	TJF
B	2017/09/18	ISSUED FOR INFORMATION	TJF
C	2017/10/13	ISSUED FOR INFORMATION	TJF
D	2017/11/23	ISSUED FOR REVIEW	DI
E	2017/12/20	50% DESIGN DEVELOPMENT	DI

EXTERNAL MATERIALS LEGEND

FACADE CODES

AL-01 FOLDED ALUMINIUM FASCIA CLADDING. PAINT FINISHED AS PER SPEC.
AL-10 CONTINUOUS POWDERCOATED MECHANICAL LOUVRE

BA-01 1600MM GLAZED FRAMELESS BALUSTRADE

COP-01 COMPOSITE PANEL CLADDING AS PER EFS
COP-02 COMPOSITE PANEL CLADDING AS PER EFS (MIRRORED FINISH)
CS-01 CONTRASTING STRIP. FINAL PRINT DESIGN TBC SUBJECT TO 5PS BRANDING DESIGN.

FT-S02 TRAFFICABLE GLAZED ROOF WITH SUNSHADING SYSTEM ON OPERABLE FRAME SYSTEM. POWDERCOAT FINISH.
FT-A02 OPERABLE VERGOLA ROOF SYSTEM. POWDERCOAT FINISH.

SL-01 STAINLESS STEEL SAFETY
HOOK FIXED TO 'T' SECTION
RAFTERS AT MID SPAN
SS-01 300W X 200D SS BOX GUTTER LINER ON PACKERS FALL TO DOWNPIPE. 75mm Dia. SIPHONIC DP WITH INSULATION. POWDERCOATED WEBFORGE MAINTENANCE WALKWAY OVER.

ST-01 RHS 150x100 STRUCTURAL STEEL. PAINT FINISHED AS PER SPEC.
TMB-01 TIMBER FLOOR SYSTEM.

PLA-01 PLANTER BOX AS PER LANDSCAPE ARCH. DETAILS.

NOTES

1.REFER TO THE SCHEDULE OF EXTERNAL FINISHES FOR CODE DESCRIPTIONS
2.TO COMPLY TO SECTION "J " FOR FACADE INSULATION REQUIREMENTS
3.TO BE READ IN CONJUCTION WITH
FACADE SPECIFICATION (AECOM)
ACOUSTIC SPECIFICATION (AECOM)
REFLECTIVITY STUDY (AECOM)
WIND STUDY REPORT (WINDTECH)

ARCHITECT
DesignInc
Lacoste + Stevenson
Manuelle Gautrand Architecture
architects in association

CLIENT

PROJECT
5 PARRAMATTA SQUARE (& 7PS)

TITLE
FACADE SECTION DETAILS - NORTH - SHEET 02

DRAWN BY	DI
SCALES	1 : 20 @ A1
PLOT DATE	20/12/2017 2:27:02 PM

PROJECT Nº.	P16-044		REVISION E
DRAWING Nº.	AR-5102		
DRAWING STATUS	REVIEWED BY	SIGNATURE	DATE
	Checker		

QUALITY CERTIFIED ISO 9001
Completion of the Drawing Status is evidence the design has been verified as conforming to the requirements of the Project M.S. Plan. Initialling the "Drawn By" box confirms that this drawing has been prepared in conformity with DesignInc Sydney M.S. procedures.

DETAILED DESIGN

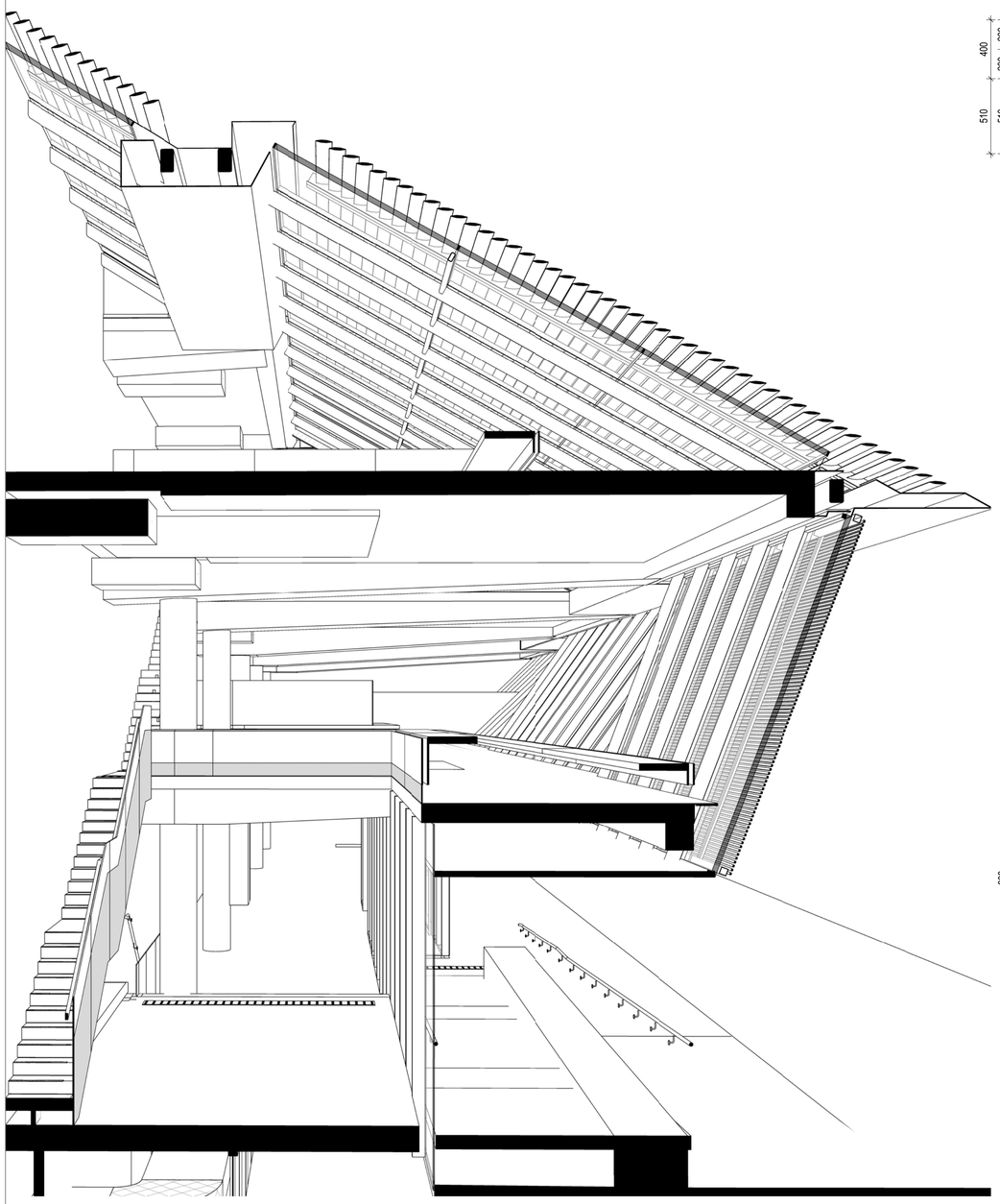

0 PERSPECTIVE SECTION BAY 4

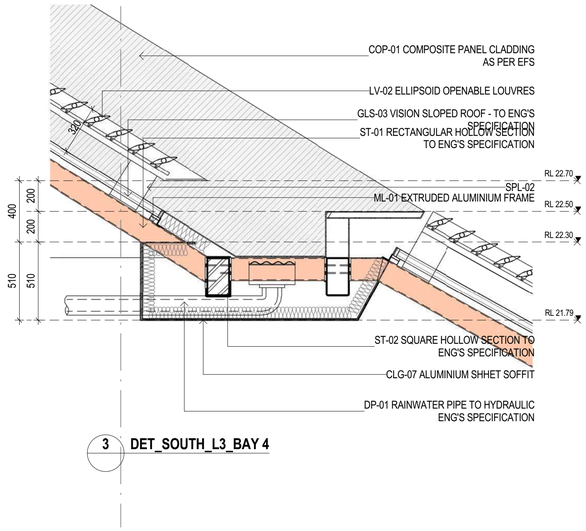

3 DET_SOUTH_L3_BAY 4

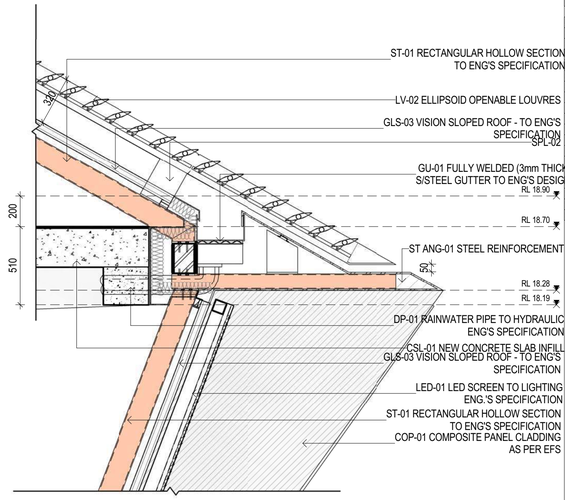

2 DET_SOUTH_L2_BAY 4

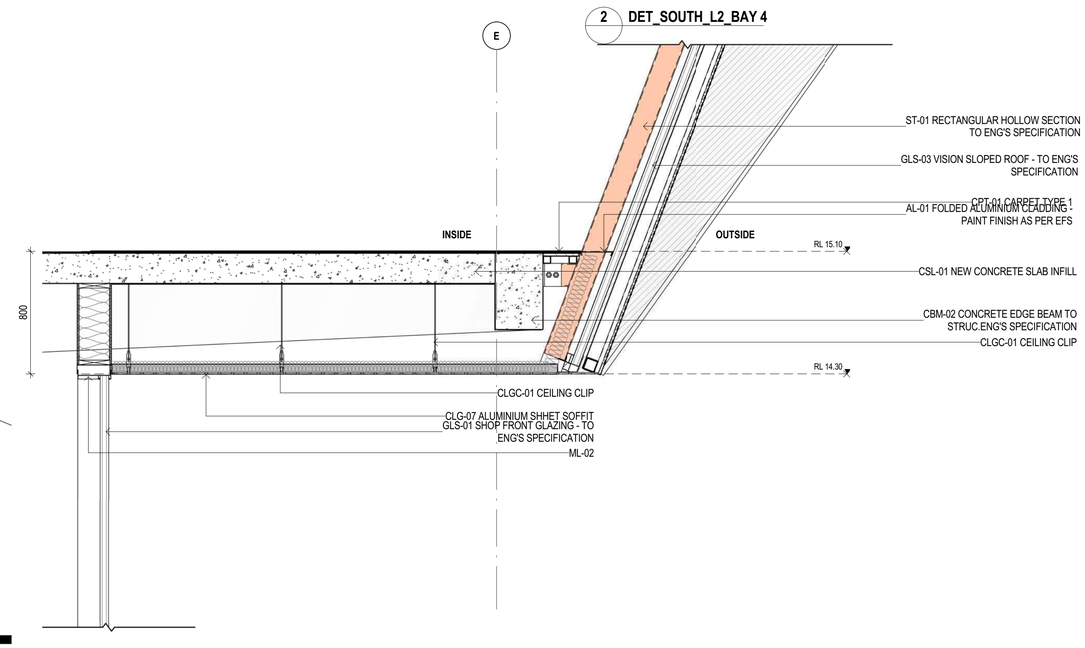

1 DET_SOUTH_L1_BAY 4

© Copyright DesignInc Sydney Pty Limited

This drawing is protected by copyright. All rights are reserved. Unless permitted under the Copyright Act 1968, no part of this drawing may in any form or by any means be reproduced, published, broadcast or transmitted without the prior written permission of the copyright owner.

Please note

If the Status of this drawing is not signed off For Construction it may be subject to change, alteration or amendment at the discretion of DesignInc Sydney Pty Limited. If so, DesignInc Sydney Pty Limited is not liable for any loss, damage, harm or injury whether special, consequential, direct or indirect, suffered by you or any other person as a result of your use of this drawing for construction purposes.

Figured dimensions take preference to scale readings. Verify all dimensions on site. Report any discrepancies to the Architect for decision before proceeding with the work.

Nominated Architects
Anthony Quan 5421 I Sandeep Amin 7337 I Ian Armstrong 7260 I Richard Does 8126

No	DATE	REVISIONS	BY
A	2017/10/13	ISSUED FOR INFORMATION	TJF
B	2017/11/23	ISSUED FOR REVIEW	DI
C	2017/12/20	50% DESIGN DEVELOPMENT	DI

KEYNOTES LEGEND

Keynotes	Description
AL-01	FOLDED ALUMINIUM CLADDING - PAINT FINISH AS PER EFS
CBM-02	CONCRETE EDGE BEAM TO STRUC.ENG'S SPECIFICATION
CLG-07	ALUMINIUM SHHET SOFFIT
CLGC-01	CEILING CLIP
COP-01	COMPOSITE PANEL CLADDING AS PER EFS
CPT-01	CARPET TYPE 1
CSL-01	NEW CONCRETE SLAB INFILL
DP-01	RAINWATER PIPE TO HYDRAULIC ENG'S SPECIFICATION
GLS-01	SHOP FRONT GLAZING - TO ENG'S SPECIFICATION
GLS-03	VISION SLOPED ROOF - TO ENG'S SPECIFICATION
GU-01	FULLY WELDED (3mm THICK) S/STEEL GUTTER TO ENG'S DESIGN
LED-01	LED SCREEN TO LIGHTING ENG.'S SPECIFICATION
LV-02	ELLIPSOID OPENABLE LOUVRES
ML-01	EXTRUDED ALUMINIUM FRAME
ML-02	
SPL-02	
ST ANG-01	STEEL REINFORCEMENT
ST-01	RECTANGULAR HOLLOW SECTION TO ENG'S SPECIFICATION
ST-02	SQUARE HOLLOW SECTION TO ENG'S SPECIFICATION

EXTERNAL MATERIALS LEGEND

FACADE CODES

AL-01 FOLDED ALUMINIUM FASCIA CLADDING. PAINT FINISHED AS PER SPEC.
AL-10 CONTINUOUS POWDERCOATED MECHANICAL LOUVRE

BA-01 1600MM GLAZED FRAMELESS BALUSTRADE

COP-01 COMPOSITE PANEL CLADDING AS PER EFS
COP-02 COMPOSITE PANEL CLADDING AS PER EFS (MIRRORED FINISH)
CS-01 CONTRASTING STRIP. FINAL PRINT DESIGN TBC SUBJECT TO 5PS BRANDING DESIGN.

FT-S02 TRAFFICABLE GLAZED ROOF WITH SUNSHADING SYSTEM ON OPERABLE FRAME SYSTEM. POWDERCOAT FINISH.
FT-A02 OPERABLE VERGOLA ROOF SYSTEM. POWDERCOAT FINISH.

SL-01 STAINLESS STEEL SAFETY
HOOK FIXED TO 'T' SECTION
RAFTERS AT MID SPAN
SS-01 300W X 200D SS BOX GUTTER LINER ON PACKERS FALL TO DOWNPIPE. 75mm Dia. SIPHONIC DP WITH INSULATION. POWDERCOATED WEBFORGE MAINTENANCE WALKWAY OVER.

ST-01 RHS 150x100 STRUCTURAL STEEL. PAINT FINISHED AS PER SPEC.
TMB-01 TIMBER FLOOR SYSTEM.

PLA-01 PLANTER BOX AS PER LANDSCAPE ARCH. DETAILS.

NOTES

1.REFER TO THE SCHEDULE OF EXTERNAL FINISHES FOR CODE DESCRIPTIONS
2.TO COMPLY TO SECTION "J " FOR FACADE INSULATION REQUIREMENTS
3.TO BE READ IN CONJUCTION WITH
FACADE SPECIFICATION (AECOM)
ACOUSTIC SPECIFICATION (AECOM)
REFLECTIVITY STUDY (AECOM)
WIND STUDY REPORT (WINDTECH)

ARCHITECT
DesignInc
Lacoste + Stevenson
Manuelle Gautrand Architecture
architects in association

CLIENT

PROJECT
5 PARRAMATTA SQUARE (& 7PS)

TITLE
FACADE SECTION DETAILS - SOUTH TYPICAL - SHEET 01

DRAWN BY	DI
SCALES	1 : 20 @ A1
PLOT DATE	20/12/2017 2:31:45 PM

PROJECT Nº.	P16-044	REVISION
DRAWING Nº.	AR-5110	C

DRAWING STATUS	REVIEWED BY	SIGNATURE	DATE
	Vérificateur		

QUALITY CERTIFIED ISO 9001
Completion of the Drawing Status is evidence the design has been verified as conforming to the requirements of the Project M.S. Plan. Initialling the "Drawn By" box confirms that this drawing has been prepared in conformity with DesignInc Sydney M.S. procedures.

DETAILED DESIGN

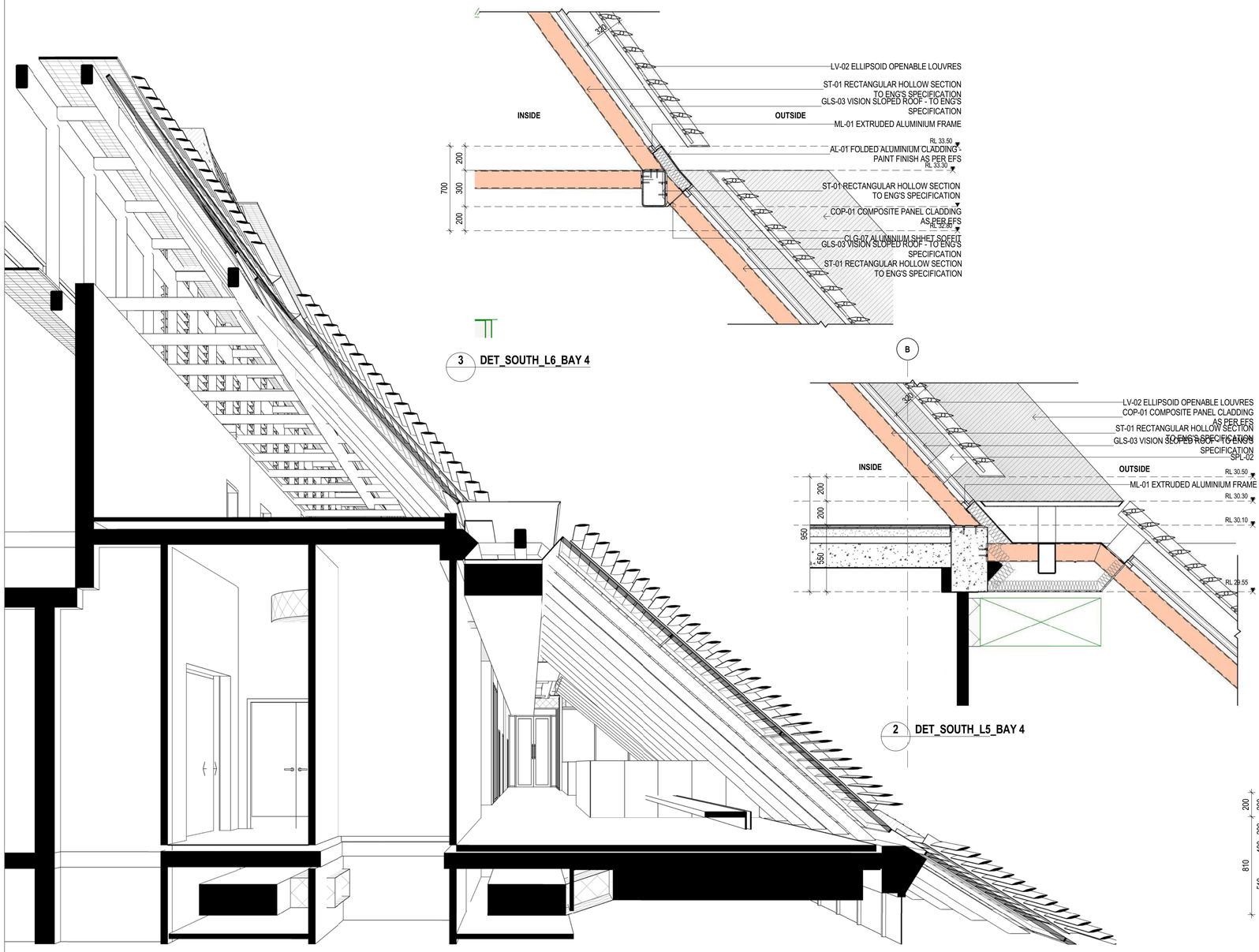

0 PERSPECTIVE SECTION BAY 4 TOP

© Copyright DesignInc Sydney Pty Limited

This drawing is protected by copyright. All rights are reserved. Unless permitted under the Copyright Act 1968, no part of this drawing may in any form or by any means be reproduced, published, broadcast or transmitted without the prior written permission of the copyright owner.

Please note

If the Status of this drawing is not signed off For Construction it may be subject to change, alteration or amendment at the discretion of DesignInc Sydney Pty Limited. If so, DesignInc Sydney Pty Limited is not liable for any loss, damage, harm or injury whether special, consequential, direct or indirect, suffered by you or any other person as a result of your use of this drawing for construction purposes.

Figured dimensions take preference to scale readings. Verify all dimensions on site. Report any discrepancies to the Architect for decision before proceeding with the work.

Nominated Architects
Anthony Quan 5421 I Sandeep Amin 7337 I Ian Armstrong 7260 I Richard Does 8126

No	DATE	REVISIONS	BY
A	2017/10/13	ISSUED FOR INFORMATION	TJF
B	2017/11/23	ISSUED FOR REVIEW	DI
C	2017/12/20	50% DESIGN DEVELOPMENT	DI

KEYNOTES LEGEND

Keynotes	Description
AL-01	FOLDED ALUMINIUM CLADDING - PAINT FINISH AS PER EFS
CBM-02	CONCRETE EDGE BEAM TO STRUC.ENG'S SPECIFICATION
CLG-07	ALUMINIUM SHHET SOFFIT
COP-01	COMPOSITE PANEL CLADDING AS PER EFS
GLS-03	VISION SLOPED ROOF - TO ENG'S SPECIFICATION
LV-02	ELLIPSOID OPENABLE LOUVRES
ML-01	EXTRUDED ALUMINIUM FRAME
SPL-02	
ST-01	RECTANGULAR HOLLOW SECTION TO ENG'S SPECIFICATION
TMB-01	TIMBER FLOORING

EXTERNAL MATERIALS LEGEND

FACADE CODES

AL-01 FOLDED ALUMINIUM FASCIA CLADDING. PAINT FINISHED AS PER SPEC.
AL-10 CONTINUOUS POWDERCOATED MECHANICAL LOUVRE

BA-01 1600MM GLAZED FRAMELESS BALUSTRADE

COP-01 COMPOSITE PANEL CLADDING AS PER EFS
COP-02 COMPOSITE PANEL CLADDING AS PER EFS (MIRRORED FINISH)
CS-01 CONTRASTING STRIP. FINAL PRINT DESIGN TBC SUBJECT TO 5PS BRANDING DESIGN.

FT-S02 TRAFFICABLE GLAZED ROOF WITH SUNSHADING SYSTEM ON OPERABLE FRAME SYSTEM. POWDERCOAT FINISH.
FT-A02 OPERABLE VERGOLA ROOF SYSTEM. POWDERCOAT FINISH.

SL-01 STAINLESS STEEL SAFETY
HOOK FIXED TO 'T' SECTION
RAFTERS AT MID SPAN
SS-01 300W X 200D SS BOX GUTTER LINER ON PACKERS FALL TO DOWNPIPE. 75mm Dia. SIPHONIC DP WITH INSULATION. POWDERCOATED WEBFORGE MAINTENANCE WALKWAY OVER.

ST-01 RHS 150x100 STRUCTURAL STEEL. PAINT FINISHED AS PER SPEC.
TMB-01 TIMBER FLOOR SYSTEM.

PLA-01 PLANTER BOX AS PER LANDSCAPE ARCH. DETAILS.

NOTES

1.REFER TO THE SCHEDULE OF EXTERNAL FINISHES FOR CODE DESCRIPTIONS
2.TO COMPLY TO SECTION "J " FOR FACADE INSULATION REQUIREMENTS
3.TO BE READ IN CONJUCTION WITH
FACADE SPECIFICATION (AECOM)
ACOUSTIC SPECIFICATION (AECOM)
REFLECTIVITY STUDY (AECOM)
WIND STUDY REPORT (WINDTECH)

ARCHITECT

DesignInc
Lacoste + Stevenson
Manuelle Gautrand Architecture
architects in association

CLIENT

PROJECT

5 PARRAMATTA SQUARE (& 7PS)

TITLE

FACADE SECTION DETAILS - SOUTH TYPICAL - SHEET 02

DRAWN BY	DI
SCALES	1 : 20 @ A1
PLOT DATE	20/12/2017 2:33:02 PM

PROJECT Nº.	P16-044	REVISION
DRAWING Nº.	AR-5111	C

DRAWING STATUS	REVIEWED BY	SIGNATURE	DATE
	Checker		

QUALITY CERTIFIED ISO 9001 Completion of the Drawing Status is evidence the design has been verified as conforming to the requirements of the Project M.S. Plan. Initialling the "Drawn By" box confirms that this drawing has been prepared in conformity with DesignInc Sydney M.S. procedures.

DETAILED DESIGN

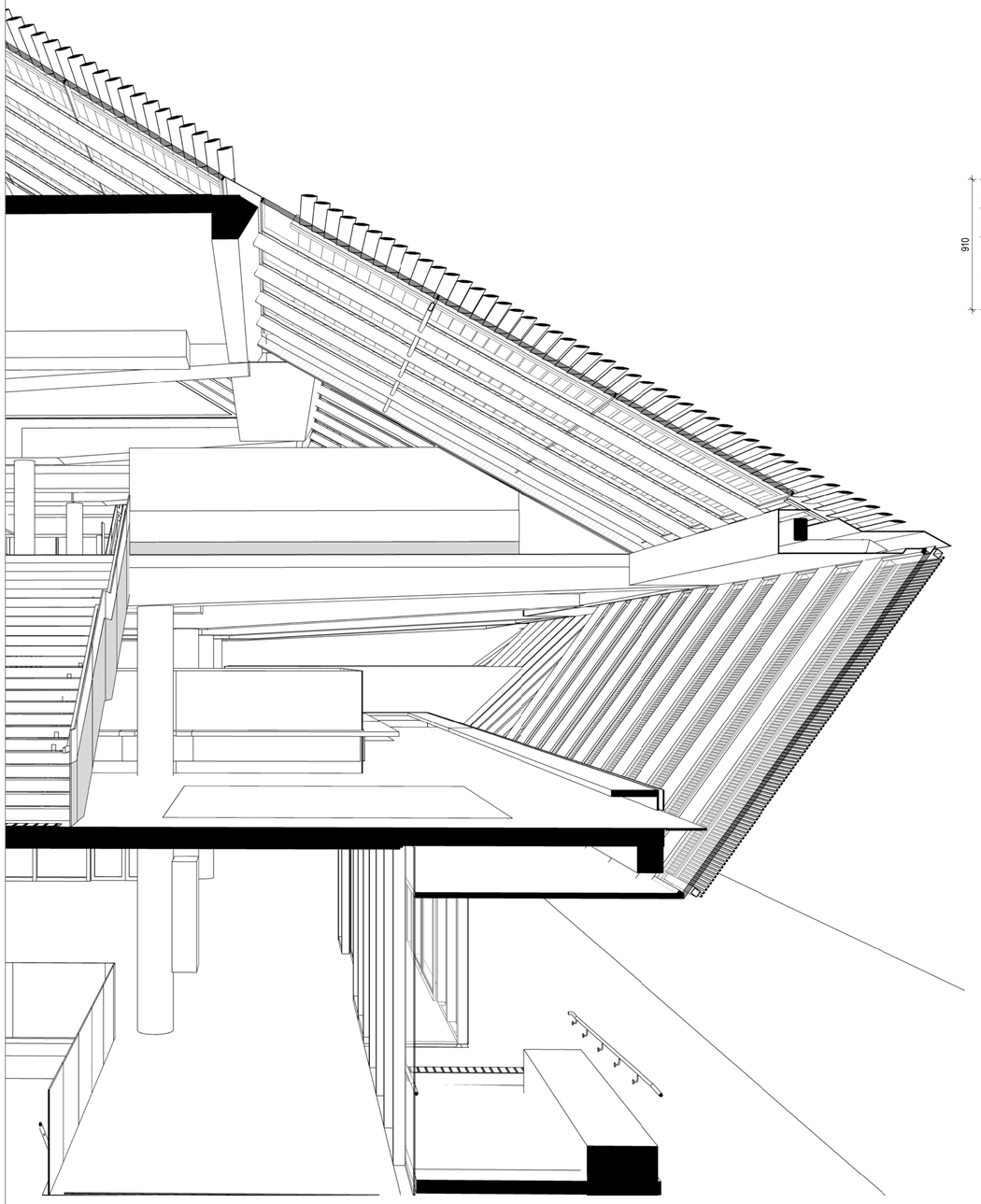

0 PERSPECTIVE SECTION BAY 5

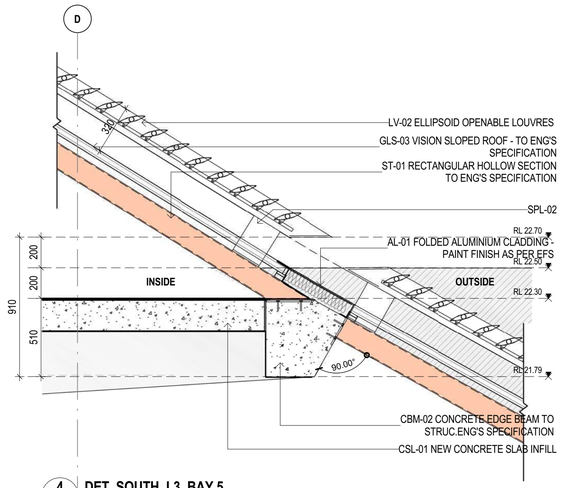

4 DET_SOUTH_L3_BAY 5

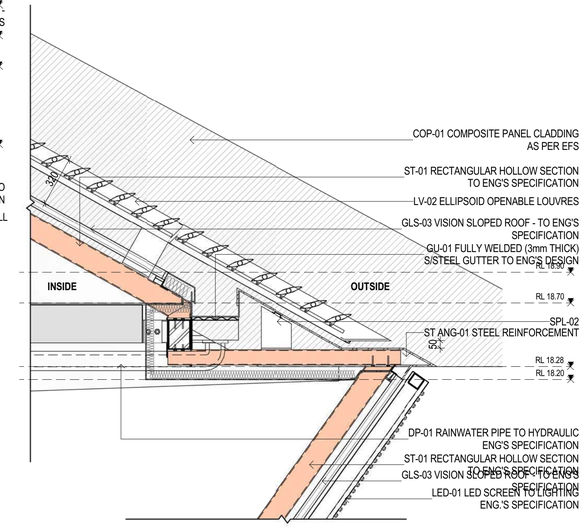

3 DET_SOUTH_L2_BAY 5

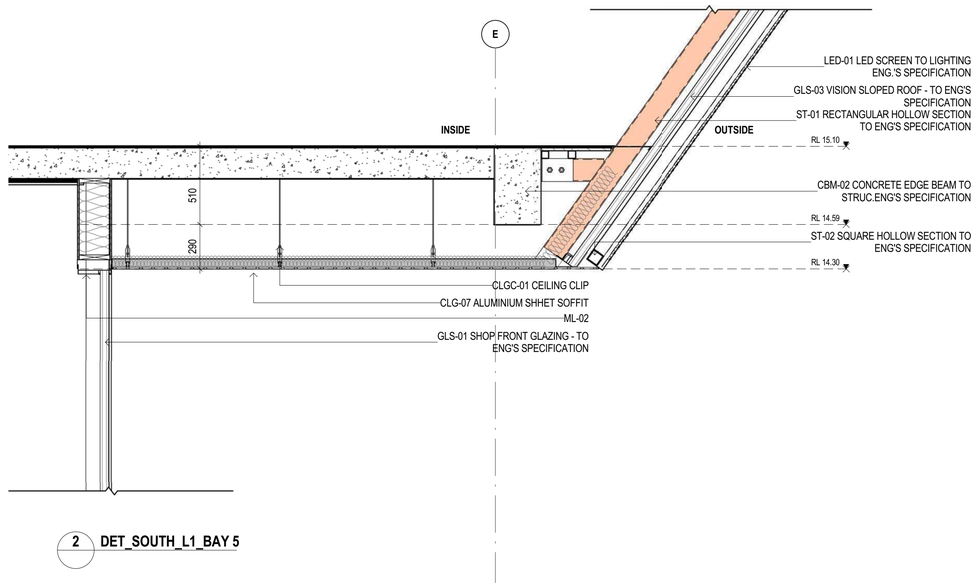

2 DET_SOUTH_L1_BAY 5

© Copyright DesignInc Sydney Pty Limited

This drawing is protected by copyright. All rights are reserved. Unless permitted under the Copyright Act 1968, no part of this drawing may in any form or by any means be reproduced, published, broadcast or transmitted without the prior written permission of the copyright owner.

Please note

If the Status of this drawing is not signed off For Construction it may be subject to change, alteration or amendment at the discretion of DesignInc Sydney Pty Limited. If so, DesignInc Sydney Pty Limited is not liable for any loss, damage, harm or injury whether special, consequential, direct or indirect, suffered by you or any other person as a result of your use of this drawing for construction purposes.

Figured dimensions take preference to scale readings. Verify all dimensions on site. Report any discrepancies to the Architect for decision before proceeding with the work.

Nominated Architects
Anthony Quan 5421 I Sandeep Amin 7337 I Ian Armstrong 7260 I Richard Does 8126

No	DATE	REVISIONS	BY
A	2017/10/13	ISSUED FOR INFORMATION	TJF
B	2017/11/23	ISSUED FOR REVIEW	DI
C	2017/12/20	50% DESIGN DEVELOPMENT	DI

KEYNOTES LEGEND

Keynotes	Description
AL-01	FOLDED ALUMINIUM CLADDING - PAINT FINISH AS PER EFS
CBM-02	CONCRETE EDGE BEAM TO STRUC.ENG'S SPECIFICATION
CLG-07	ALUMINIUM SHHET SOFFIT
CLGC-01	CEILING CLIP
COP-01	COMPOSITE PANEL CLADDING AS PER EFS
CSL-01	NEW CONCRETE SLAB INFILL
DP-01	RAINWATER PIPE TO HYDRAULIC ENG'S SPECIFICATION
GLS-01	SHOP FRONT GLAZING - TO ENG'S SPECIFICATION
GLS-03	VISION SLOPED ROOF - TO ENG'S SPECIFICATION
GU-01	FULLY WELDED (3mm THICK) S/STEEL GUTTER TO ENG'S DESIGN
LED-01	LED SCREEN TO LIGHTING ENG.'S SPECIFICATION
LV-02	ELLIPSOID OPENABLE LOUVRES
ML-02	
SPL-02	
ST ANG-01	STEEL REINFORCEMENT
ST-01	RECTANGULAR HOLLOW SECTION TO ENG'S SPECIFICATION
ST-02	SQUARE HOLLOW SECTION TO ENG'S SPECIFICATION

EXTERNAL MATERIALS LEGEND

FACADE CODES

AL-01 FOLDED ALUMINIUM FASCIA CLADDING. PAINT FINISHED AS PER SPEC.
AL-10 CONTINUOUS POWDERCOATED MECHANICAL LOUVRE

BA-01 1600MM GLAZED FRAMELESS BALUSTRADE

COP-01 COMPOSITE PANEL CLADDING AS PER EFS
COP-02 COMPOSITE PANEL CLADDING AS PER EFS (MIRRORED FINISH)
CS-01 CONTRASTING STRIP. FINAL PRINT DESIGN TBC SUBJECT TO 5PS BRANDING DESIGN.

FT-S02 TRAFFICABLE GLAZED ROOF WITH SUNSHADING SYSTEM ON OPERABLE FRAME SYSTEM. POWDERCOAT FINISH.
FT-A02 OPERABLE VERGOLA ROOF SYSTEM. POWDERCOAT FINISH.

SL-01 STAINLESS STEEL SAFETY HOOK FIXED TO 'T' SECTION RAFTERS AT MID SPAN
SS-01 300W X 200D SS BOX GUTTER LINER ON PACKERS FALL TO DOWNPIPE. 75mm Dia. SIPHONIC DP WITH INSULATION. POWDERCOATED WEBFORGE MAINTENANCE WALKWAY OVER.

ST-01 RHS 150x100 STRUCTURAL STEEL. PAINT FINISHED AS PER SPEC.
TMB-01 TIMBER FLOOR SYSTEM.

PLA-01 PLANTER BOX AS PER LANDSCAPE ARCH. DETAILS.

NOTES

1.REFER TO THE SCHEDULE OF EXTERNAL FINISHES FOR CODE DESCRIPTIONS
2.TO COMPLY TO SECTION "J " FOR FACADE INSULATION REQUIREMENTS
3.TO BE READ IN CONJUCTION WITH
FACADE SPECIFICATION (AECOM)
ACOUSTIC SPECIFICATION (AECOM)
REFLECTIVITY STUDY (AECOM)
WIND STUDY REPORT (WINDTECH)

ARCHITECT
DesignInc
Lacoste + Stevenson
Manuelle Gautrand Architecture
architects in association

CLIENT

PROJECT
5 PARRAMATTA SQUARE (& 7PS)

TITLE
FACADE SECTION DETAILS - SOUTH TYPICAL - SHEET 03

DRAWN BY	DI
SCALES	1 : 20 @ A1
PLOT DATE	20/12/2017 2:38:27 PM

PROJECT Nº.	P16-044	REVISION
DRAWING Nº.	AR-5112	C

DRAWING STATUS	REVIEWED BY	SIGNATURE	DATE
	Checker		

QUALITY CERTIFIED ISO 9001
Completion of the Drawing Status is evidence the design has been verified as conforming to the requirements of the Project M.S. Plan. Initialling the 'Drawn By' box confirms that this drawing has been prepared in conformity with DesignInc Sydney M.S. procedures.

DETAILED DESIGN

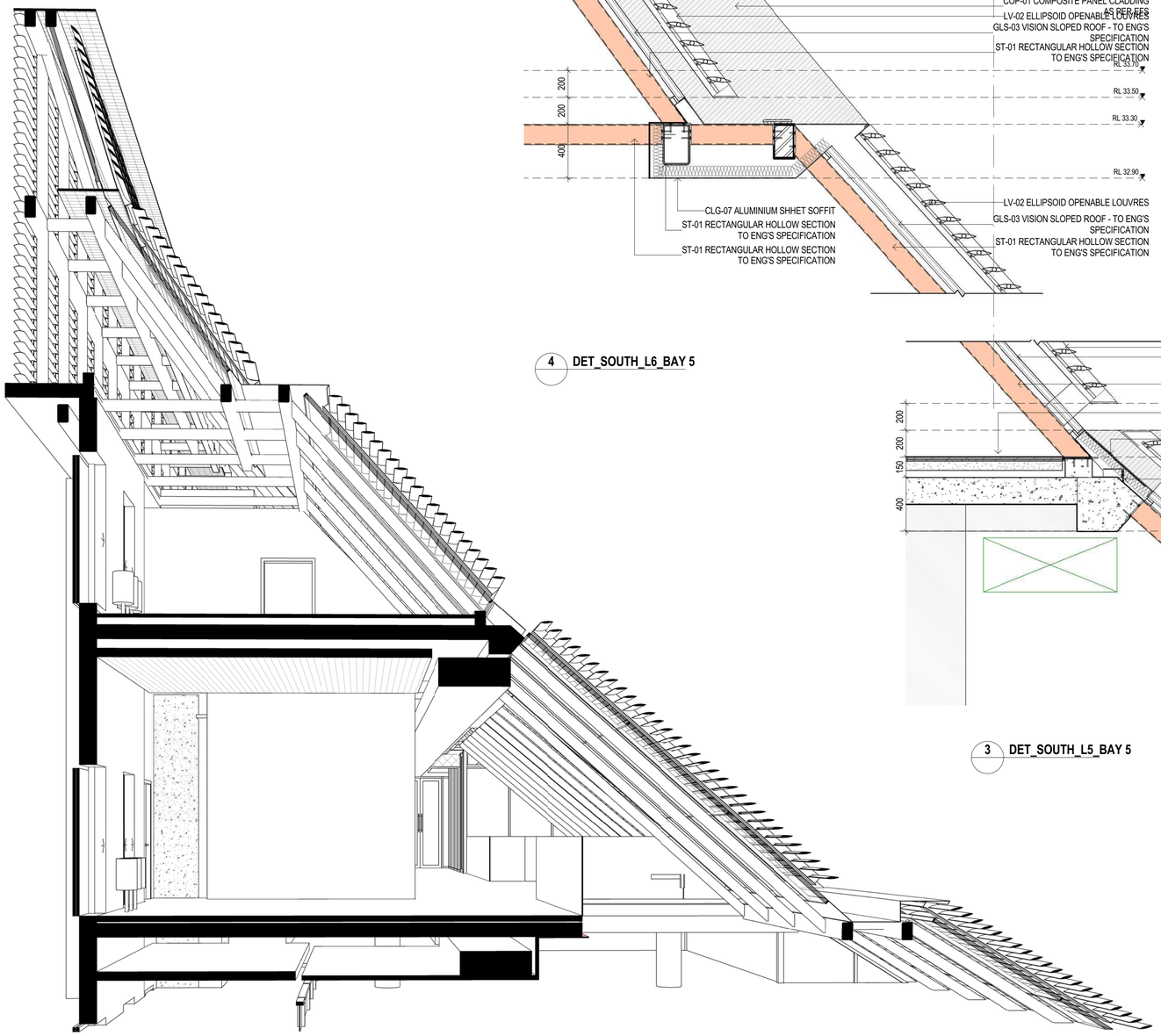

1 PERSPECTIVE SECTION BAY 5 TOP

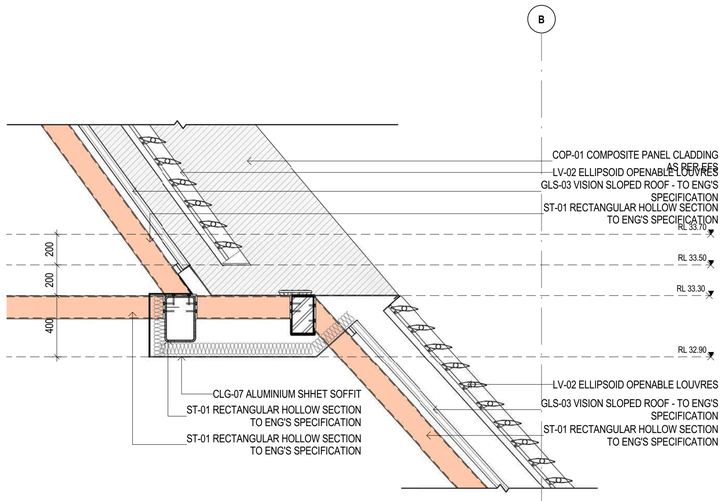

4 DET_SOUTH_L6_BAY 5

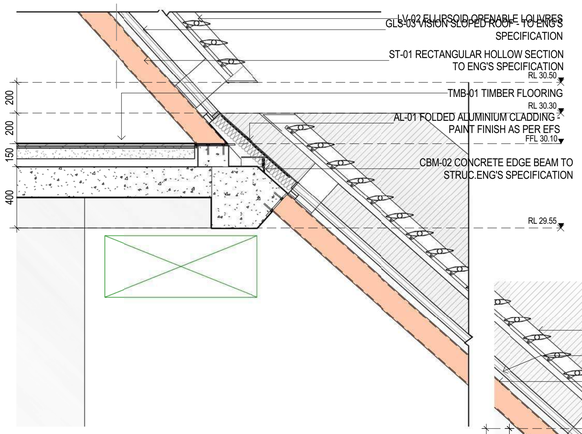

3 DET_SOUTH_L5_BAY 5

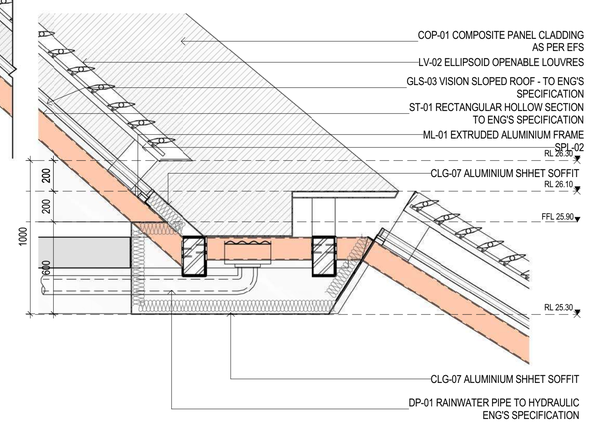

2 DET_SOUTH_L4_BAY 5

Copyright DesignInc Sydney Pty Limited

This drawing is protected by copyright. All rights are reserved. Unless permitted under the Copyright Act 1968, no part of this drawing may in any form or by any means be reproduced, published, broadcast or transmitted without the prior written permission of the copyright owner.

Please note

If the Status of this drawing is not signed off For Construction it may be subject to change, alteration or amendment at the discretion of DesignInc Sydney Pty Limited. If so, DesignInc Sydney Pty Limited is not liable for any loss, damage, harm or injury whether special, consequential, direct or indirect, suffered by you or any other person as a result of your use of this drawing for construction purposes.

Figured dimensions take preference to scale readings. Verify all dimensions on site. Report any discrepancies to the Architect for decision before proceeding with the work.

Nominated Architects
Anthony Quan 5421 I Sandeep Amin 7337 I Ian Armstrong 7260 I Richard Does 8126

No	DATE	REVISIONS	BY
A	2017/10/13	ISSUED FOR INFORMATION	TJF
B	2017/11/23	ISSUED FOR REVIEW	DI
C	2017/12/20	50% DESIGN DEVELOPMENT	DI

KEYNOTES LEGEND

Keynotes	Description
AL-01	FOLDED ALUMINIUM CLADDING - PAINT FINISH AS PER EFS
CBM-02	CONCRETE EDGE BEAM TO STRUC.ENG'S SPECIFICATION
CLG-07	ALUMINIUM SHHET SOFFIT
COP-01	COMPOSITE PANEL CLADDING AS PER EFS
DP-01	RAINWATER PIPE TO HYDRAULIC ENG'S SPECIFICATION
GLS-03	VISION SLOPED ROOF - TO ENG'S SPECIFICATION
LV-02	ELLIPSOID OPENABLE LOUVRES
ML-01	EXTRUDED ALUMINIUM FRAME
SPL-02	
ST-01	RECTANGULAR HOLLOW SECTION TO ENG'S SPECIFICATION
TMB-01	TIMBER FLOORING

EXTERNAL MATERIALS LEGEND

FACADE CODES

AL-01 FOLDED ALUMINIUM FASCIA CLADDING. PAINT FINISHED AS PER SPEC.
AL-10 CONTINUOUS POWDERCOATED MECHANICAL LOUVRE

BA-01 1600MM GLAZED FRAMELESS BALUSTRADE

COP-01 COMPOSITE PANEL CLADDING AS PER EFS
COP-02 COMPOSITE PANEL CLADDING AS PER EFS (MIRRORED FINISH)
CS-01 CONTRASTING STRIP. FINAL PRINT DESIGN TBC SUBJECT TO 5PS BRANDING DESIGN.

FT-S02 TRAFFICABLE GLAZED ROOF WITH SUNSHADING SYSTEM ON OPERABLE FRAME SYSTEM. POWDERCOAT FINISH.
FT-A02 OPERABLE VERGOLA ROOF SYSTEM. POWDERCOAT FINISH.

SL-01 STAINLESS STEEL SAFETY
HOOK FIXED TO 'T' SECTION
RAFTERS AT MID SPAN
SS-01 300W X 200D SS BOX GUTTER LINER ON PACKERS FALL TO DOWNPIPE. 75mm Dia. SIPHONIC DP WITH INSULATION. POWDERCOATED WEBFORGE MAINTENANCE WALKWAY OVER.

ST-01 RHS 150x100 STRUCTURAL STEEL. PAINT FINISHED AS PER SPEC.
TMB-01 TIMBER FLOOR SYSTEM.

PLA-01 PLANTER BOX AS PER LANDSCAPE ARCH. DETAILS.

NOTES

1.REFER TO THE SCHEDULE OF EXTERNAL FINISHES FOR CODE DESCRIPTIONS
2.TO COMPLY TO SECTION "J " FOR FACADE INSULATION REQUIREMENTS
3.TO BE READ IN CONJUCTION WITH:
FACADE SPECIFICATION (AECOM)
ACOUSTIC SPECIFICATION (AECOM)
REFLECTIVITY STUDY (AECOM)
WIND STUDY REPORT (WINDTECH)

AL-01	FOLDED ALUMINIUM CLADDING - PAINT FINISH AS PER EFS
CBM-02	CONCRETE EDGE BEAM TO STRUC.ENG'S SPECIFICATION
CLG-07	ALUMINIUM SHHET SOFFIT
COP-01	COMPOSITE PANEL CLADDING AS PER EFS
DP-01	RAINWATER PIPE TO HYDRAULIC ENG'S SPECIFICATION
GLS-03	VISION SLOPED ROOF - TO ENG'S SPECIFICATION
LV-02	ELLIPSOID OPENABLE LOUVRES
ML-01	EXTRUDED ALUMINIUM FRAME
SPL-02	
ST-01	RECTANGULAR HOLLOW SECTION TO ENG'S SPECIFICATION
TMB-01	TIMBER FLOORING

ARCHITECT
DesignInc
Lacoste + Stevenson
Manuelle Gautrand Architecture
architects in association

CLIENT

PROJECT
5 PARRAMATTA SQUARE (& 7PS)

TITLE
FACADE SECTION DETAILS - SOUTH TYPICAL - SHEET 04

DRAWN BY	DI
SCALES	1 : 20 @ A1
PLOT DATE	20/12/2017 2:51:59 PM

PROJECT Nº.	P16-044	REVISION
DRAWING Nº.	AR-5113	C

DRAWING STATUS	REVIEWED BY	SIGNATURE	DATE
	Checker		

QUALITY CERTIFIED ISO 9001

Completion of the Drawing Status is evidence the design has been verified as conforming to the requirements of the Project M.S. Plan. Initialling the "Drawn By" box confirms that this drawing has been prepared in conformity with DesignInc Sydney M.S. procedures.

DETAILED DESIGN

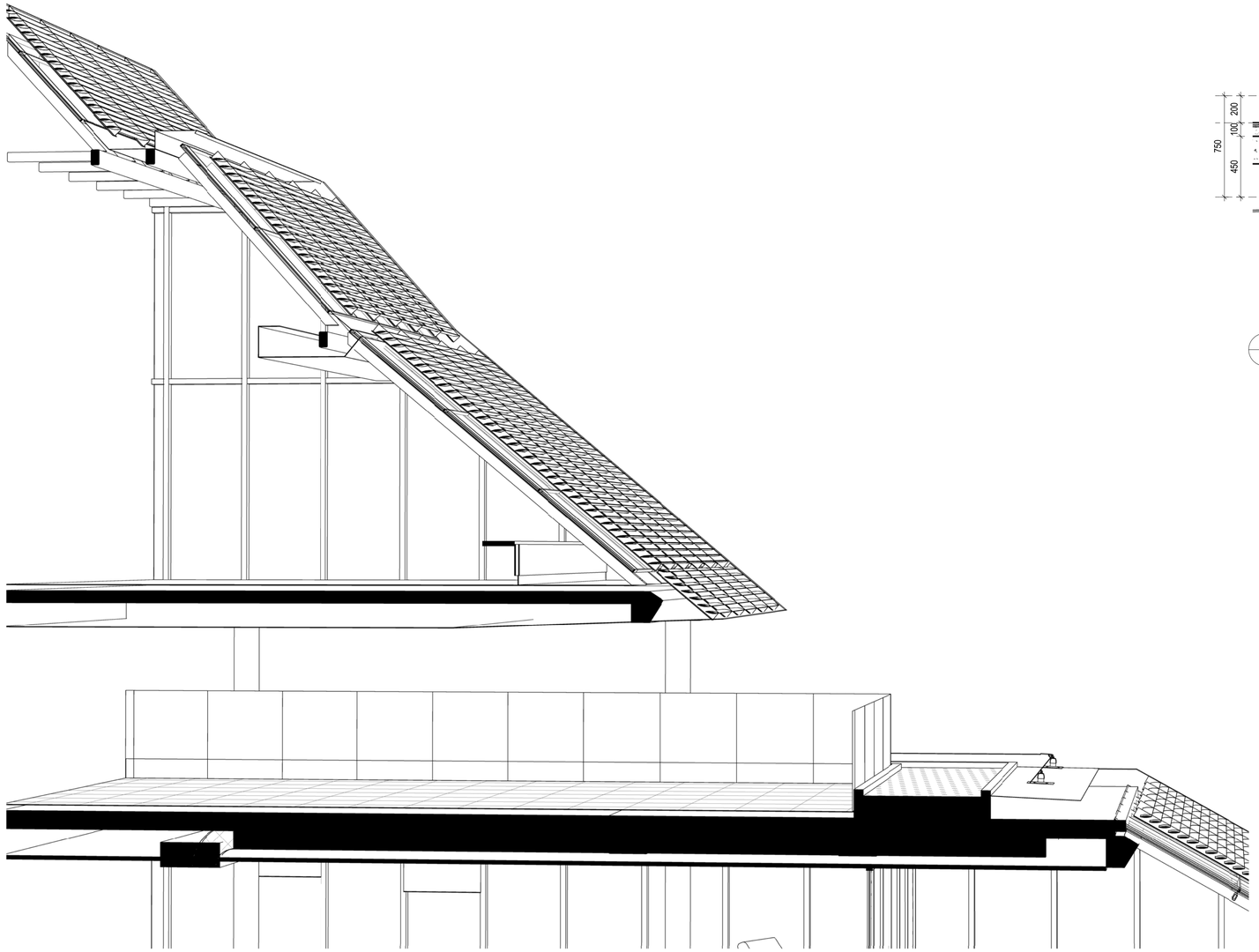

1 **PERSPECTIVE SECTION BAY 9**
SCALE

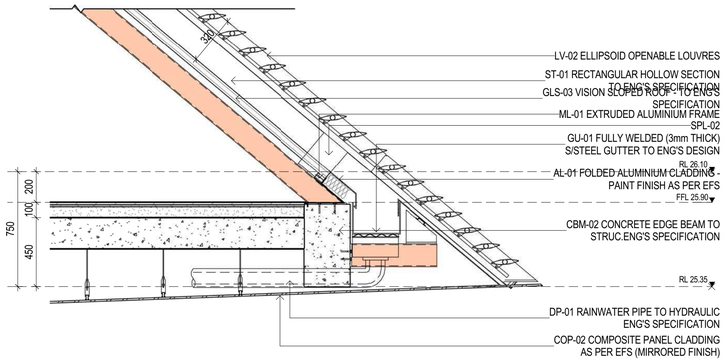

2 **DET_SOUTH_L4_BAY 9**
SCALE 1 : 20

© **Copyright DesignInc Sydney Pty Limited**

This drawing is protected by copyright. All rights are reserved. Unless permitted under the Copyright Act 1968, no part of this drawing may in any form or by any means be reproduced, published, broadcast or transmitted without the prior written permission of the copyright owner.

Please note

If the Status of this drawing is not signed off For Construction it may be subject to change, alteration or amendment at the discretion of DesignInc Sydney Pty Limited. If so, DesignInc Sydney Pty Limited is not liable for any loss, damage, harm or injury whether special, consequential, direct or indirect, suffered by you or any other person as a result of your use of this drawing for construction purposes.

Figured dimensions take preference to scale readings. Verify all dimensions on site. Report any discrepancies to the Architect for decision before proceeding with the work.

Nominated Architects
Anthony Quan 5421 I Sandeep Amin 7337 I Ian Armstrong 7260 I Richard Does 8126

No	DATE	REVISIONS	BY
A	2017/12/20	50% DESIGN DEVELOPMENT	DI

KEYNOTES LEGEND

Keynotes	Description
AL-01	FOLDED ALUMINIUM CLADDING - PAINT FINISH AS PER EFS
CBM-02	CONCRETE EDGE BEAM TO STRUC.ENG'S SPECIFICATION
COP-02	COMPOSITE PANEL CLADDING AS PER EFS (MIRRORED FINISH)
DP-01	RAINWATER PIPE TO HYDRAULIC ENG'S SPECIFICATION
GLS-03	VISION SLOPED ROOF - TO ENG'S SPECIFICATION
GU-01	FULLY WELDED (3mm THICK) S/STEEL GUTTER TO ENG'S DESIGN
LV-02	ELLIPSOID OPENABLE LOUVRES
ML-01	EXTRUDED ALUMINIUM FRAME
SPL-02	
ST-01	RECTANGULAR HOLLOW SECTION TO ENG'S SPECIFICATION

EXTERNAL MATERIALS LEGEND

FACADE CODES

AL-01 FOLDED ALUMINIUM FASCIA CLADDING. PAINT FINISHED AS PER SPEC.
AL-10 CONTINUOUS POWDERCOATED MECHANICAL LOUVRE

BA-01 1600MM GLAZED FRAMELESS BALUSTRADE

COP-01 COMPOSITE PANEL CLADDING AS PER EFS
COP-02 COMPOSITE PANEL CLADDING AS PER EFS (MIRRORED FINISH)
CS-01 CONTRASTING STRIP. FINAL PRINT DESIGN TBC SUBJECT TO 5PS BRANDING DESIGN.

FT-S02 TRAFFICABLE GLAZED ROOF WITH SUNSHADING SYSTEM ON OPERABLE FRAME SYSTEM. POWDERCOAT FINISH.
FT-A02 OPERABLE VERGOLA ROOF SYSTEM. POWDERCOAT FINISH.

SL-01 STAINLESS STEEL SAFETY
HOOK FIXED TO 'T' SECTION
RAFTERS AT MID SPAN
SS-01 300W X 200D SS BOX GUTTER LINER ON PACKERS FALL TO DOWNPIPE. 75mm Dia. SIPHONIC DP WITH INSULATION. POWDERCOATED WEBFORGE MAINTENANCE WALKWAY OVER.

ST-01 RHS 150x100 STRUCTURAL STEEL. PAINT FINISHED AS PER SPEC.
TMB-01 TIMBER FLOOR SYSTEM.

PLA-01 PLANTER BOX AS PER LANDSCAPE ARCH. DETAILS.

NOTES

1.REFER TO THE SCHEDULE OF EXTERNAL FINISHES FOR CODE DESCRIPTIONS
2.TO COMPLY TO SECTION "J " FOR FACADE INSULATION REQUIREMENTS
3.TO BE READ IN CONJUCTION WITH
FACADE SPECIFICATION (AECOM)
ACOUSTIC SPECIFICATION (AECOM)
REFLECTIVITY STUDY (AECOM)
WIND STUDY REPORT (WINDTECH)

ARCHITECT
DesignInc
Lacoste + Stevenson
Manuelle Gautrand Architecture
architects in association

CLIENT

PROJECT
5 PARRAMATTA SQUARE (& 7PS)

TITLE
FACADE SECTION DETAILS - SOUTH TYPICAL - SHEET 05

DRAWN BY	Author
SCALES	1 : 20 @ A1
PLOT DATE	20/12/2017 2:52:49 PM

PROJECT Nº.	P16-044	**REVISION** A
DRAWING Nº.	**AR-5114**	

DRAWING STATUS	REVIEWED BY	SIGNATURE	DATE
	Checker		

QUALITY CERTIFIED ISO 9001 Completion of the Drawing Status is evidence the design has been verified as conforming to the requirements of the Project M.S. Plan. Initialling the "Drawn By" box confirms that this drawing has been prepared in conformity with DesignInc Sydney M.S. procedures.

DETAILED DESIGN

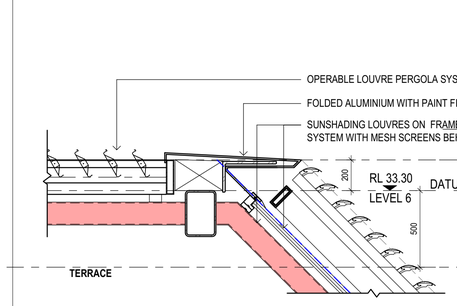

1 DETAIL_SOUTH_L6_BAY 1
SCALE 1 : 20

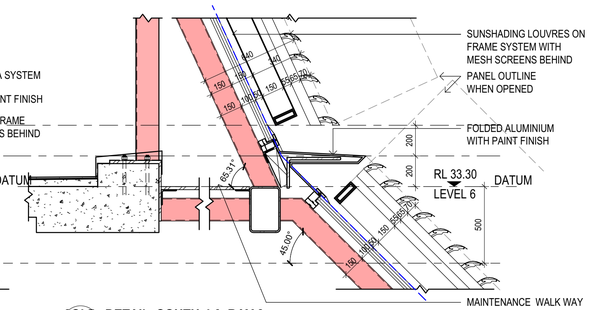

2OLD DETAIL_SOUTH_L6_BAY 2
SCALE 1 : 20

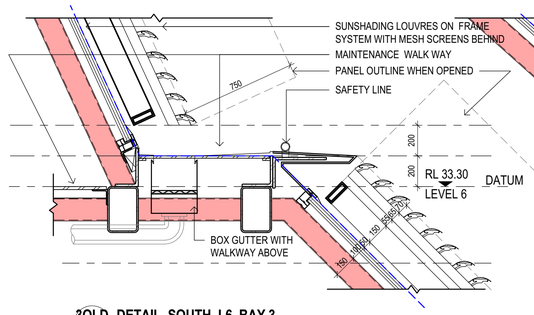

3OLD DETAIL_SOUTH_L6_BAY 3
SCALE 1 : 20

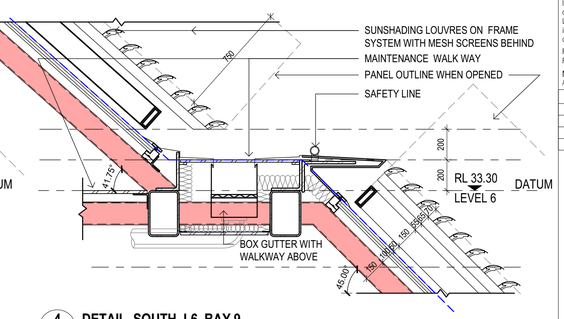

4 DETAIL_SOUTH_L6_BAY 9
SCALE 1 : 20

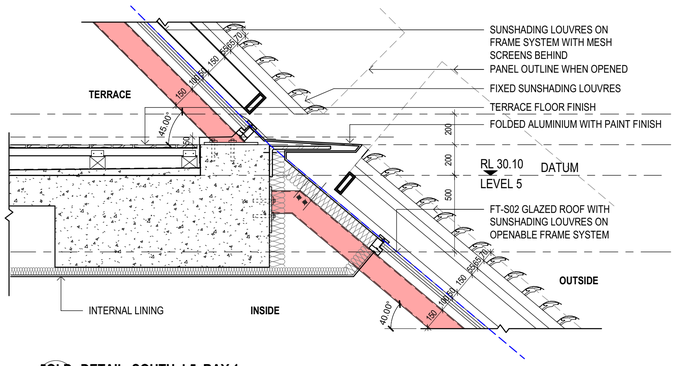

5OLD DETAIL_SOUTH_L5_BAY 1
SCALE 1 : 20

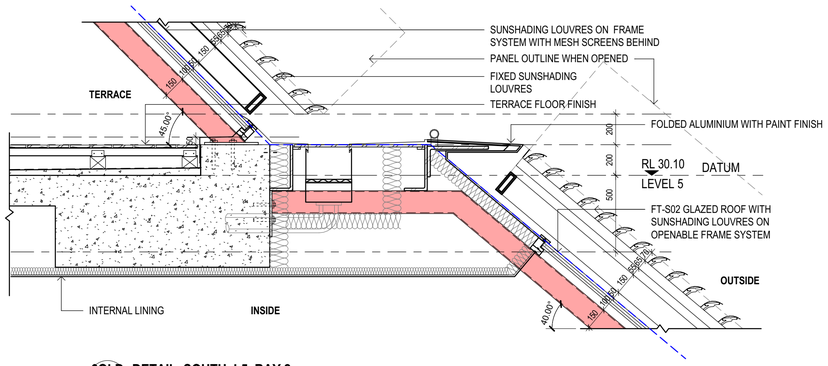

6OLD DETAIL_SOUTH_L5_BAY 2
SCALE 1 : 20

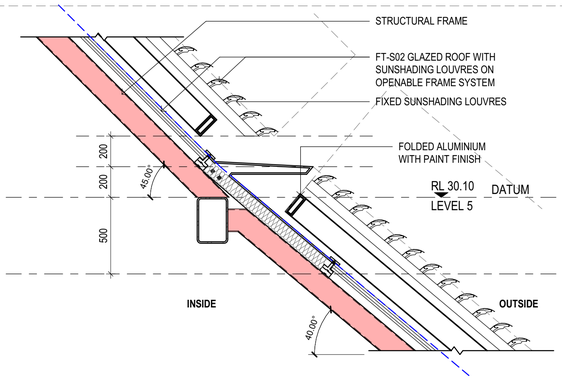

7 DETAIL_SOUTH_L5_BAY 9
SCALE 1 : 20

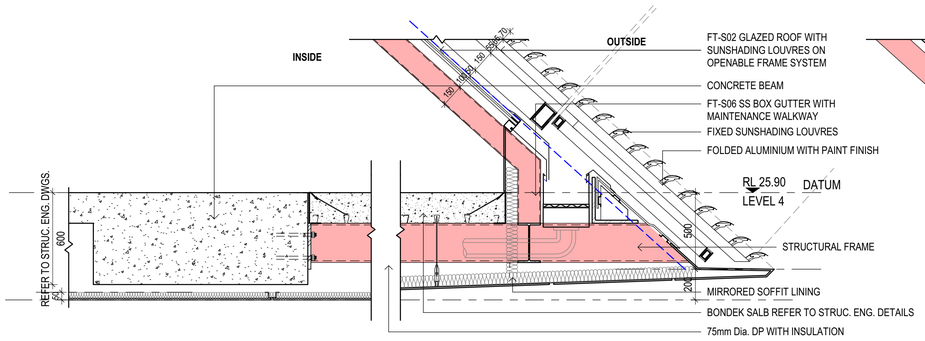

9 DETAIL_SOUTH_L4_BAY 1
SCALE 1 : 20

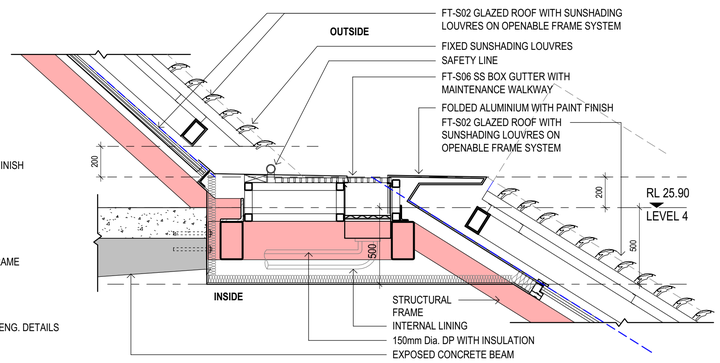

10 DETAIL_SOUTH_L4_BAY 3
SCALE 1 : 20

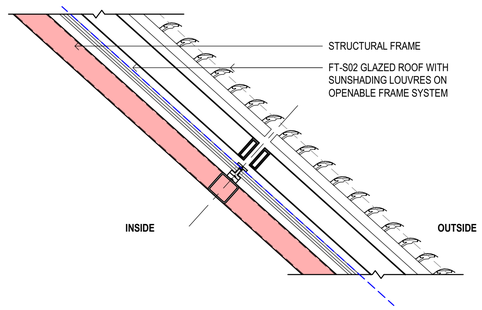

8 DETAIL_SOUTH_TYPICAL TRANSOM
SCALE 1 : 20

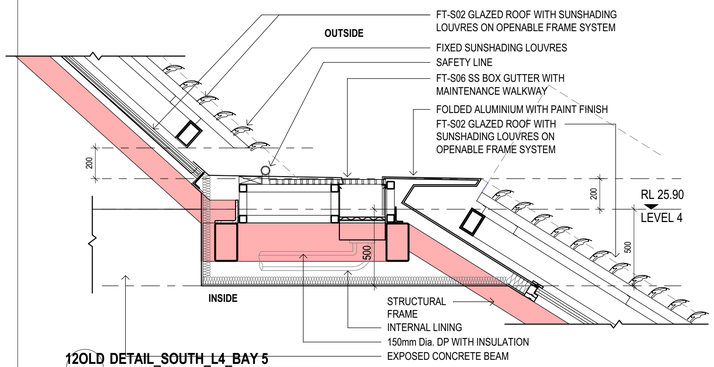

12OLD DETAIL_SOUTH_L4_BAY 5
SCALE 1 : 20

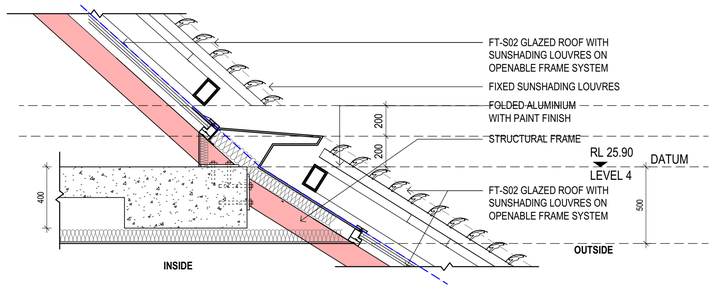

11OLD DETAIL_SOUTH_L4_BAY 4
SCALE 1 : 20

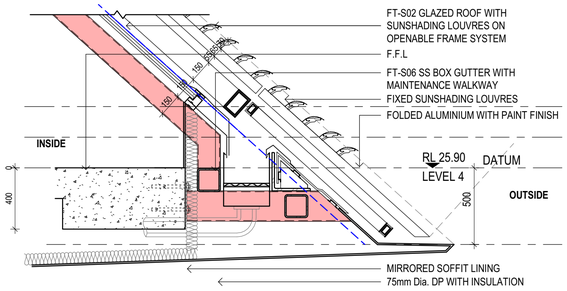

13 DETAIL_SOUTH_L4_BAY 9
SCALE 1 : 20

0 200 400 600 800 1000 mm
SCALE BAR - 1:20

© Copyright DesignInc Sydney Pty Limited

This drawing is protected by copyright. All rights are reserved. Unless permitted under the Copyright Act 1968, no part of this drawing may in any form or by any means be reproduced, published, broadcast or transmitted without the prior written permission of the copyright owner.

Please note

If the Status of this drawing is not signed off For Construction it may be subject to change, alteration or amendment at the discretion of DesignInc Sydney Pty Limited. If so, DesignInc Sydney Pty Limited is not liable for any loss, damage, harm or injury whether special, consequential, direct or indirect, suffered by you or any other person as a result of your use of this drawing for construction purposes.

Figured dimensions take preference to scale readings. Verify all dimensions on site. Report any discrepancies to the Architect for decision before proceeding with the work.

Nominated Architects
Anthony Quan 5421 I Sandeep Amin 7337 I Ian Armstrong 7260 I Richard Does 8126

No	DATE	REVISIONS	BY
A	2017/09/18	ISSUED FOR INFORMATION	TJF
B	2017/10/13	ISSUED FOR INFORMATION	TJF
C	2017/11/23	ISSUED FOR REVIEW	DI
D	2017/12/20	50% DESIGN DEVELOPMENT	DI

EXTERNAL MATERIALS LEGEND

FACADE CODES

AL-01 FOLDED ALUMINIUM FASCIA CLADDING. PAINT FINISHED AS PER SPEC.
AL-10 CONTINUOUS POWDERCOATED MECHANICAL LOUVRE

BA-01 1600MM GLAZED FRAMELESS BALUSTRADE

COP-01 COMPOSITE PANEL CLADDING AS PER EFS
COP-02 COMPOSITE PANEL CLADDING AS PER EFS (MIRRORED FINISH)
CS-01 CONTRASTING STRIP. FINAL PRINT DESIGN TBC SUBJECT TO 5PS BRANDING DESIGN.

FT-S02 TRAFFICABLE GLAZED ROOF WITH SUNSHADING SYSTEM ON OPERABLE FRAME SYSTEM. POWDERCOAT FINISH.
FT-A02 OPERABLE VERGOLA ROOF SYSTEM. POWDERCOAT FINISH.

SL-01 STAINLESS STEEL SAFETY HOOK FIXED TO 'T' SECTION RAFTERS AT MID SPAN
SS-01 300W X 200D SS BOX GUTTER LINER ON PACKERS FALL TO DOWNPIPE. 75mm Dia. SIPHONIC DP WITH INSULATION. POWDERCOATED WEBFORGE MAINTENANCE WALKWAY OVER.

ST-01 RHS 150x100 STRUCTURAL STEEL. PAINT FINISHED AS PER SPEC.
TMB-01 TIMBER FLOOR SYSTEM.

PLA-01 PLANTER BOX AS PER LANDSCAPE ARCH. DETAILS.

NOTES

1.REFER TO THE SCHEDULE OF EXTERNAL FINISHES FOR CODE DESCRIPTIONS
2.TO COMPLY TO SECTION "J " FOR FACADE INSULATION REQUIREMENTS
3.TO BE READ IN CONJUCTION WITH
FACADE SPECIFICATION (AECOM)
ACOUSTIC SPECIFICATION (AECOM)
REFLECTIVITY STUDY (AECOM)
WIND STUDY REPORT (WINDTECH)

ARCHITECT

DesignInc
Lacoste + Stevenson
Manuelle Gautrand Architecture
architects in association

CLIENT

PROJECT

5 PARRAMATTA SQUARE (& 7PS)

TITLE

FACADE SECTION DETAILS - SOUTH - SHEET 01

DRAWN BY	DI
SCALES	1 : 20 @ A1
PLOT DATE	20/12/2017 2:53:16 PM

PROJECT Nº.	P16-044		REVISION D
DRAWING Nº.	AR-5115		
DRAWING STATUS	REVIEWED BY	SIGNATURE	DATE
	Checker		

QUALITY CERTIFIED ISO 9001

Completion of the Drawing Status is evidence the design has been verified as conforming to the requirements of the Project M.S. Plan. Initialling the "Drawn By" box confirms that this drawing has been prepared in conformity with DesignInc Sydney M.S. procedures.

DETAILED DESIGN

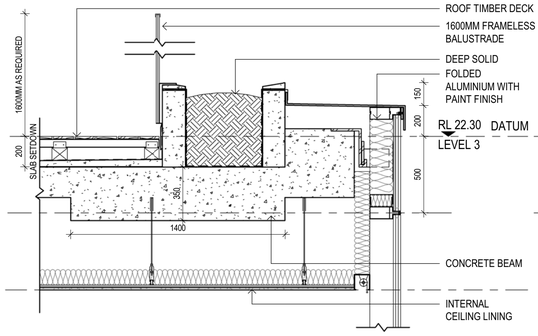

1 DETAIL_SOUTH_L3_BAY 1
SCALE 1 : 20

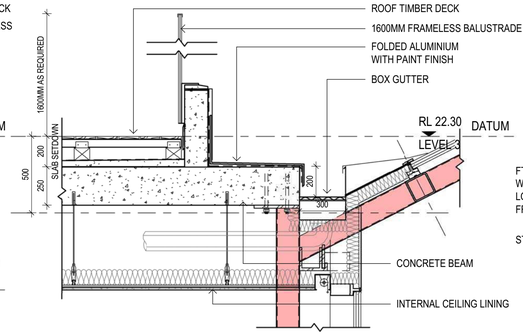

2 DETAIL_SOUTH_L3_BAY 2_1
SCALE 1 : 20

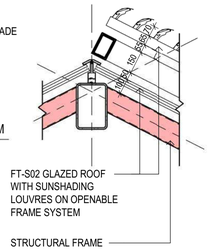

3 DETAIL_SOUTH_L3_BAY 2_2
SCALE 1 : 20

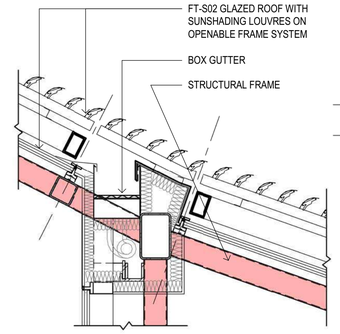

4 DETAIL_SOUTH_L3_BAY 2_3
SCALE 1 : 20

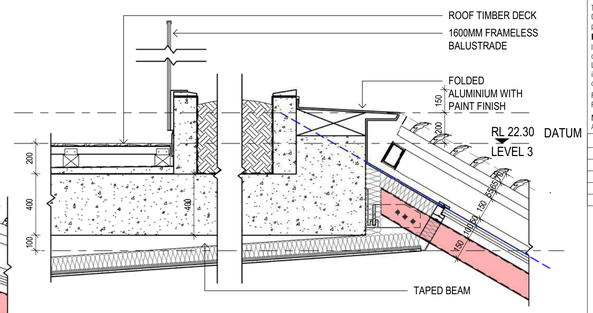

5 DETAIL_SOUTH_L3_BAY 9
SCALE 1 : 20

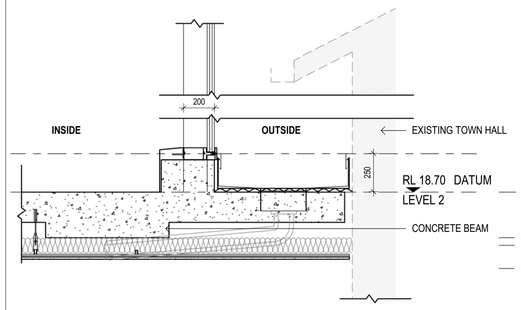

6 DETAIL_SOUTH_L2_BAY 1
SCALE 1 : 20

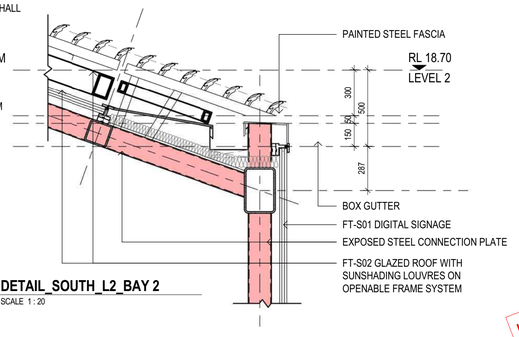

8 DETAIL_SOUTH_L2_BAY 2
SCALE 1 : 20

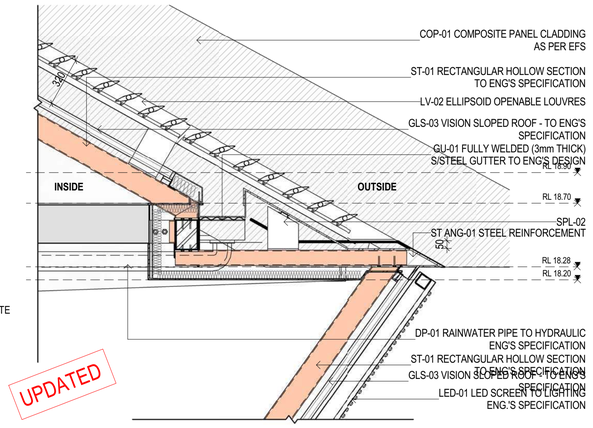

9 DET_SOUTH_L2_BAY 3/5/7/9
SCALE 1 : 20

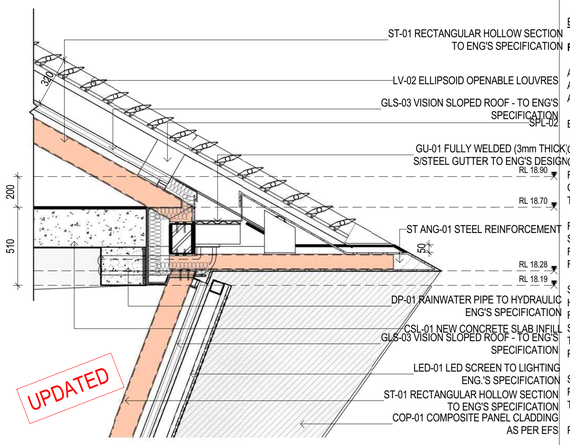

10 DET_SOUTH_L2_BAY 4/6/8
SCALE 1 : 20

E

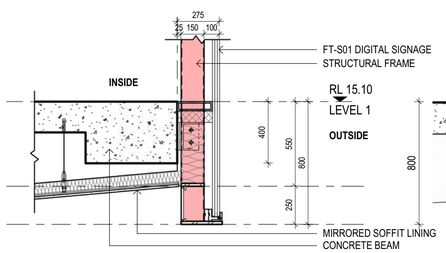

11 DETAIL_SOUTH_L1_BAY 2
SCALE 1 : 20

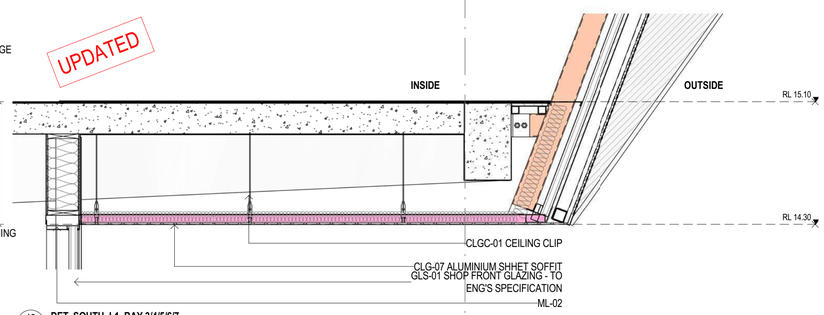

12 DET_SOUTH_L1_BAY 3/4/5/6/7
SCALE 1 : 20

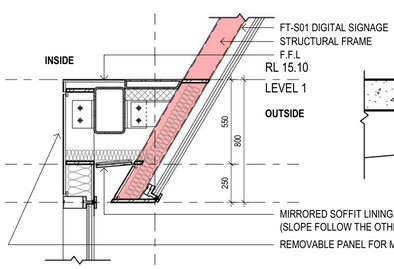

13 DETAIL_SOUTH_L1_BAY 8
SCALE 1 : 20

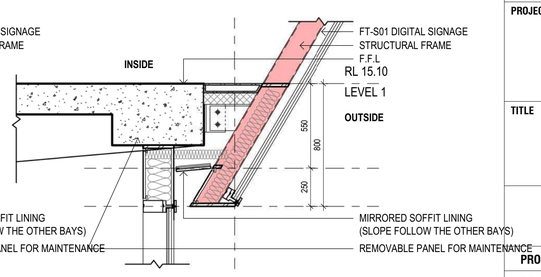

14 DETAIL_SOUTH_L1_BAY 9
SCALE 1 : 20

© Copyright DesignInc Sydney Pty Limited

This drawing is protected by copyright. All rights are reserved. Unless permitted under the Copyright Act 1968, no part of this drawing may in any form or by any means be reproduced, published, broadcast or transmitted without the prior written permission of the copyright owner.

Please note

If the Status of this drawing is not signed off For Construction it may be subject to change, alteration or amendment at the discretion of DesignInc Sydney Pty Limited. If so, DesignInc Sydney Pty Limited is not liable for any loss, damage, harm or injury whether special, consequential, direct or indirect, suffered by you or any other person as a result of your use of this drawing for construction purposes.

Figured dimensions take preference to scale readings. Verify all dimensions on site. Report any discrepancies to the Architect for decision before proceeding with the work.

Nominated Architects
Anthony Quan 5421 I Sandeep Amin 7337 I Ian Armstrong 7260 I Richard Does 8126

No	DATE	REVISIONS	BY
A	2017/08/29	ISSUE FOR INFORMATION	TJF
B	2017/09/18	ISSUED FOR INFORMATION	TJF
C	2017/10/13	ISSUED FOR INFORMATION	TJF
D	2017/11/23	ISSUED FOR REVIEW	DI
E	2017/12/20	50% DESIGN DEVELOPMENT	DI

EXTERNAL MATERIALS LEGEND

FACADE CODES

AL-01 FOLDED ALUMINIUM FASCIA CLADDING. PAINT FINISHED AS PER SPEC.
AL-10 CONTINUOUS POWDERCOATED MECHANICAL LOUVRE

BA-01 1600MM GLAZED FRAMELESS BALUSTRADE

COP-01 COMPOSITE PANEL CLADDING AS PER EFS
COP-02 COMPOSITE PANEL CLADDING AS PER EFS (MIRRORED FINISH)
CS-01 CONTRASTING STRIP. FINAL PRINT DESIGN TBC SUBJECT TO 5PS BRANDING DESIGN.

FT-S02 TRAFFICABLE GLAZED ROOF WITH SUNSHADING SYSTEM ON OPERABLE FRAME SYSTEM. POWDERCOAT FINISH.
FT-A02 OPERABLE VERGOLA ROOF SYSTEM. POWDERCOAT FINISH.

SL-01 STAINLESS STEEL SAFETY HOOK FIXED TO 'T' SECTION RAFTERS AT MID SPAN
SS-01 300W X 200D SS BOX GUTTER LINER ON PACKERS FALL TO DOWNPIPE. 75mm Dia. SIPHONIC DP WITH INSULATION. POWDERCOATED WEBFORGE MAINTENANCE WALKWAY OVER.

ST-01 RHS 150x100 STRUCTURAL STEEL. PAINT FINISHED AS PER SPEC.
TMB-01 TIMBER FLOOR SYSTEM.

PLA-01 PLANTER BOX AS PER LANDSCAPE ARCH. DETAILS.

NOTES

1.REFER TO THE SCHEDULE OF EXTERNAL FINISHES FOR CODE DESCRIPTIONS
2.TO COMPLY TO SECTION "J " FOR FACADE INSULATION REQUIREMENTS
3.TO BE READ IN CONJUCTION WITH
FACADE SPECIFICATION (AECOM)
ACOUSTIC SPECIFICATION (AECOM)
REFLECTIVITY STUDY (AECOM)
WIND STUDY REPORT (WINDTECH)

ARCHITECT

DesignInc
Lacoste + Stevenson
Manuelle Gautrand Architecture
architects in association

CLIENT

PROJECT

5 PARRAMATTA SQUARE (& 7PS)

TITLE

FACADE SECTION DETAILS - SOUTH - SHEET 02

DRAWN BY	DI
SCALES	1 : 20 @ A1
PLOT DATE	20/12/2017 2:53:48 PM

PROJECT Nº.	P16-044	REVISION
DRAWING Nº.	AR-5116	E

DRAWING STATUS	REVIEWED BY	SIGNATURE	DATE
	Checker		

QUALITY CERTIFIED ISO 9001

Completion of the Drawing Status is evidence the design has been verified as conforming to the requirements of the Project M.S. Plan. Initialling the "Drawn By" box confirms that this drawing has been prepared in conformity with DesignInc Sydney M.S. procedures.

DETAILED DESIGN

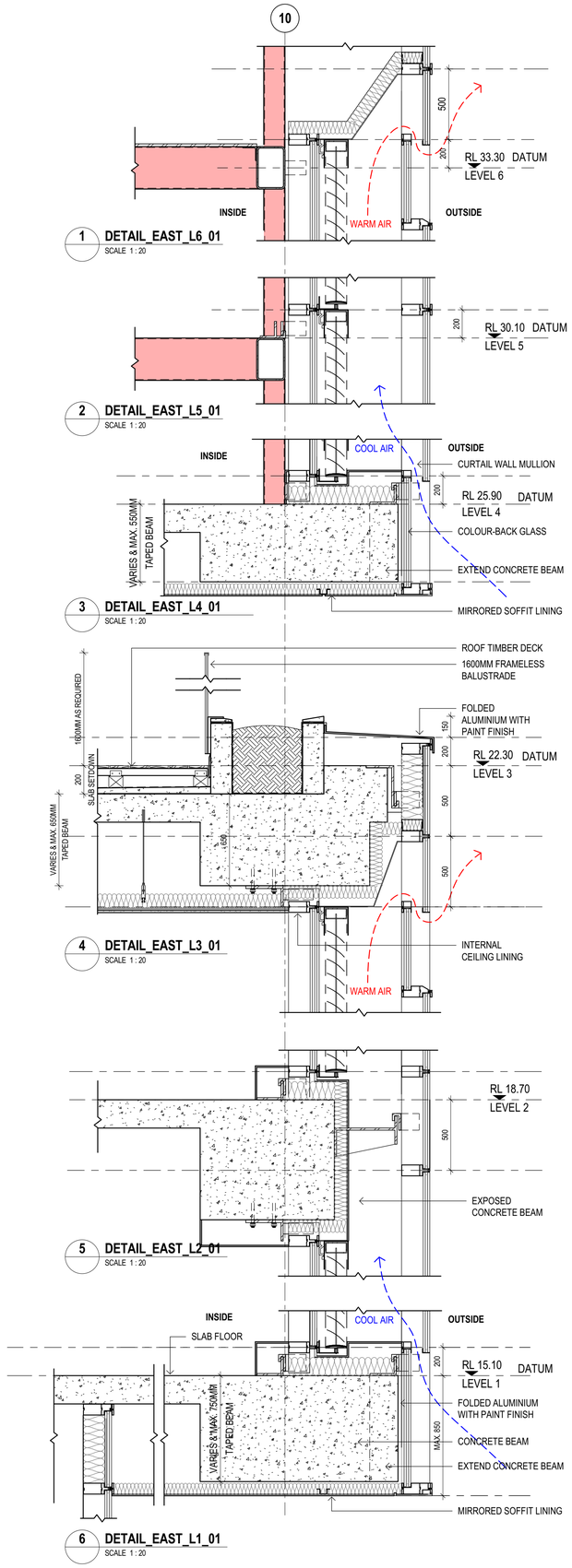

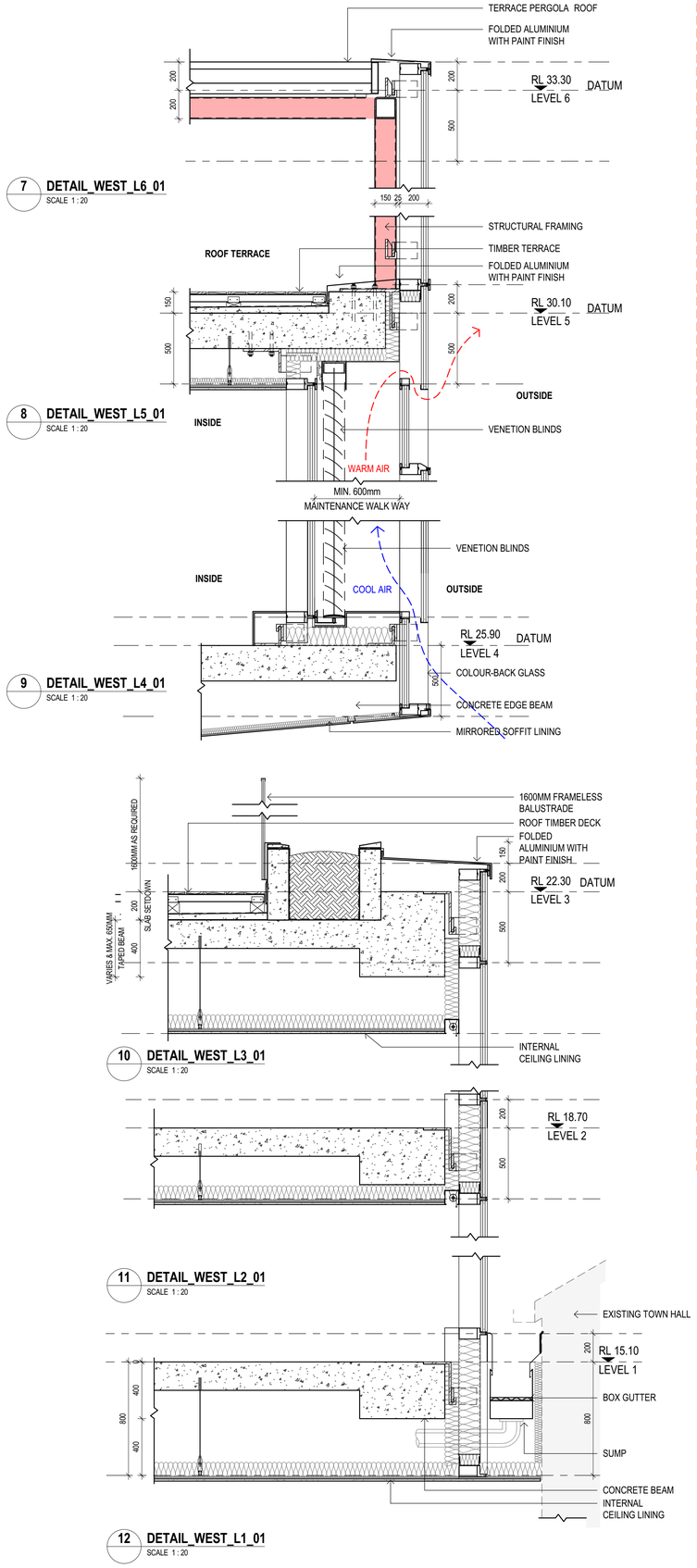

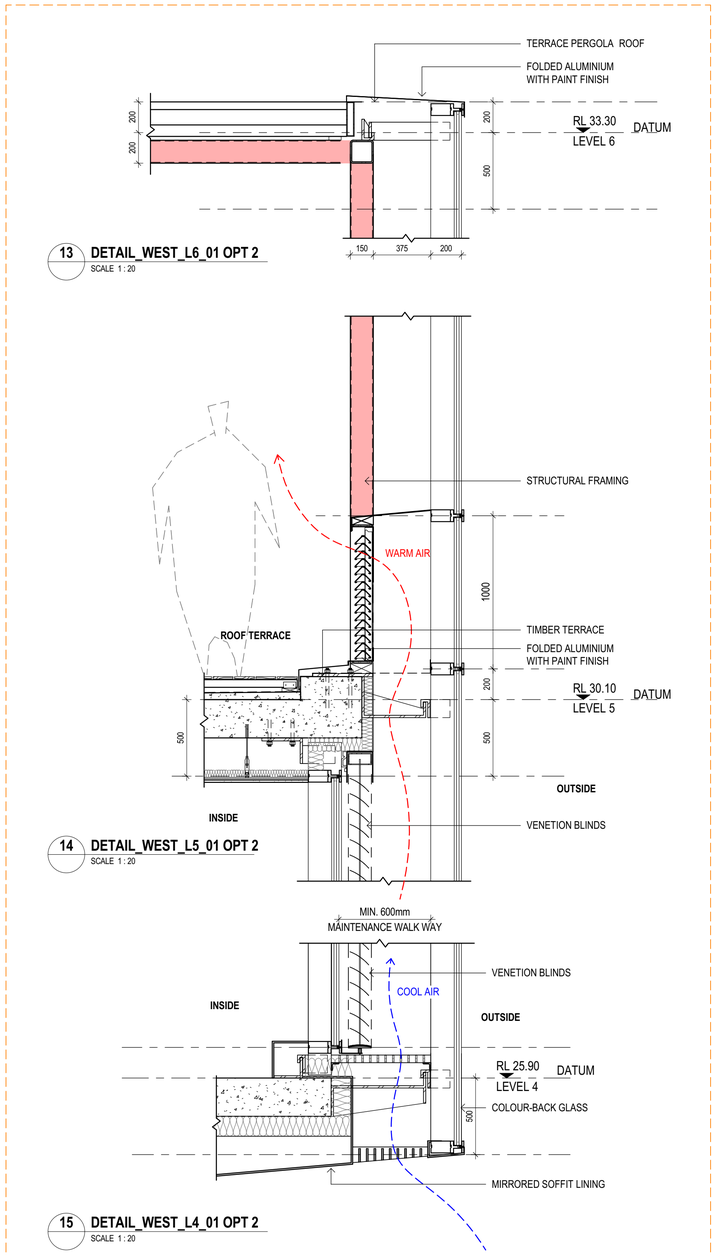

© Copyright DesignInc Sydney Pty Limited

This drawing is protected by copyright. All rights are reserved. Unless permitted under the Copyright Act 1968, no part of this drawing may in any form or by any means be reproduced, published, broadcast or transmitted without the prior written permission of the copyright owner.

Please note

If the Status of this drawing is not signed off For Construction it may be subject to change, alteration or amendment at the discretion of DesignInc Sydney Pty Limited. If so, DesignInc Sydney Pty Limited is not liable for any loss, damage, harm or injury whether special, consequential, direct or indirect, suffered by you or any other person as a result of your use of this drawing for construction purposes.

Figured dimensions take preference to scale readings. Verify all dimensions on site. Report any discrepancies to the Architect for decision before proceeding with the work.

Nominated Architects
Anthony Quan 5421 I Sandeep Amin 7337 I Ian Armstrong 7260 I Richard Does 8126

No	DATE	REVISIONS	BY
A	2017/08/29	ISSUE FOR INFORMATION	TJF
B	2017/09/18	ISSUED FOR INFORMATION	TJF
C	2017/10/13	ISSUED FOR INFORMATION	TJF
D	2017/11/23	ISSUED FOR REVIEW	DI
E	2017/12/20	50% DESIGN DEVELOPMENT	DI

EXTERNAL MATERIALS LEGEND

FACADE CODES

AL-01 FOLDED ALUMINIUM FASCIA CLADDING. PAINT FINISHED AS PER SPEC.
AL-10 CONTINUOUS POWDERCOATED MECHANICAL LOUVRE

BA-01 1600MM GLAZED FRAMELESS BALUSTRADE

COP-01 COMPOSITE PANEL CLADDING AS PER EFS
COP-02 COMPOSITE PANEL CLADDING AS PER EFS (MIRRORED FINISH)
CS-01 CONTRASTING STRIP. FINAL PRINT DESIGN TBC SUBJECT TO 5PS BRANDING DESIGN.

FT-S02 TRAFFICABLE GLAZED ROOF WITH SUNSHADING SYSTEM ON OPERABLE FRAME SYSTEM. POWDERCOAT FINISH.
FT-A02 OPERABLE VERGOLA ROOF SYSTEM. POWDERCOAT FINISH.

SL-01 STAINLESS STEEL SAFETY HOOK FIXED TO 'T' SECTION RAFTERS AT MID SPAN
SS-01 300W X 200D SS BOX GUTTER LINER ON PACKERS FALL TO DOWNPIPE. 75mm Dia. SIPHONIC DP WITH INSULATION. POWDERCOATED WEBFORGE MAINTENANCE WALKWAY OVER.

ST-01 RHS 150x100 STRUCTURAL STEEL. PAINT FINISHED AS PER SPEC.
TMB-01 TIMBER FLOOR SYSTEM.

PLA-01 PLANTER BOX AS PER LANDSCAPE ARCH. DETAILS.

NOTES

1.REFER TO THE SCHEDULE OF EXTERNAL FINISHES FOR CODE DESCRIPTIONS
2.TO COMPLY TO SECTION "J " FOR FACADE INSULATION REQUIREMENTS
3.TO BE READ IN CONJUCTION WITH
FACADE SPECIFICATION (AECOM)
ACOUSTIC SPECIFICATION (AECOM)
REFLECTIVITY STUDY (AECOM)
WIND STUDY REPORT (WINDTECH)

ARCHITECT
DesignInc
Lacoste + Stevenson
Manuelle Gautrand Architecture
architects in association

CLIENT

PROJECT
5 PARRAMATTA SQUARE (& 7PS)

TITLE
FACADE SECTION DETAILS - EAST&WEST - SHEET 01

DRAWN BY	DI
SCALES	1 : 20 @ A1
PLOT DATE	20/12/2017 2:54:11 PM
PROJECT Nº.	P16-044
REVISION	E
DRAWING Nº.	AR-5120
DRAWING STATUS	DETAILED DESIGN
REVIEWED BY	Checker
SIGNATURE	
DATE	

QUALITY CERTIFIED ISO 9001

Completion of the Drawing Status is evidence the design has been verified as conforming to the requirements of the Project M.S. Plan. Initialling the "Drawn By" box confirms that this drawing has been prepared in conformity with DesignInc Sydney M.S. procedures.

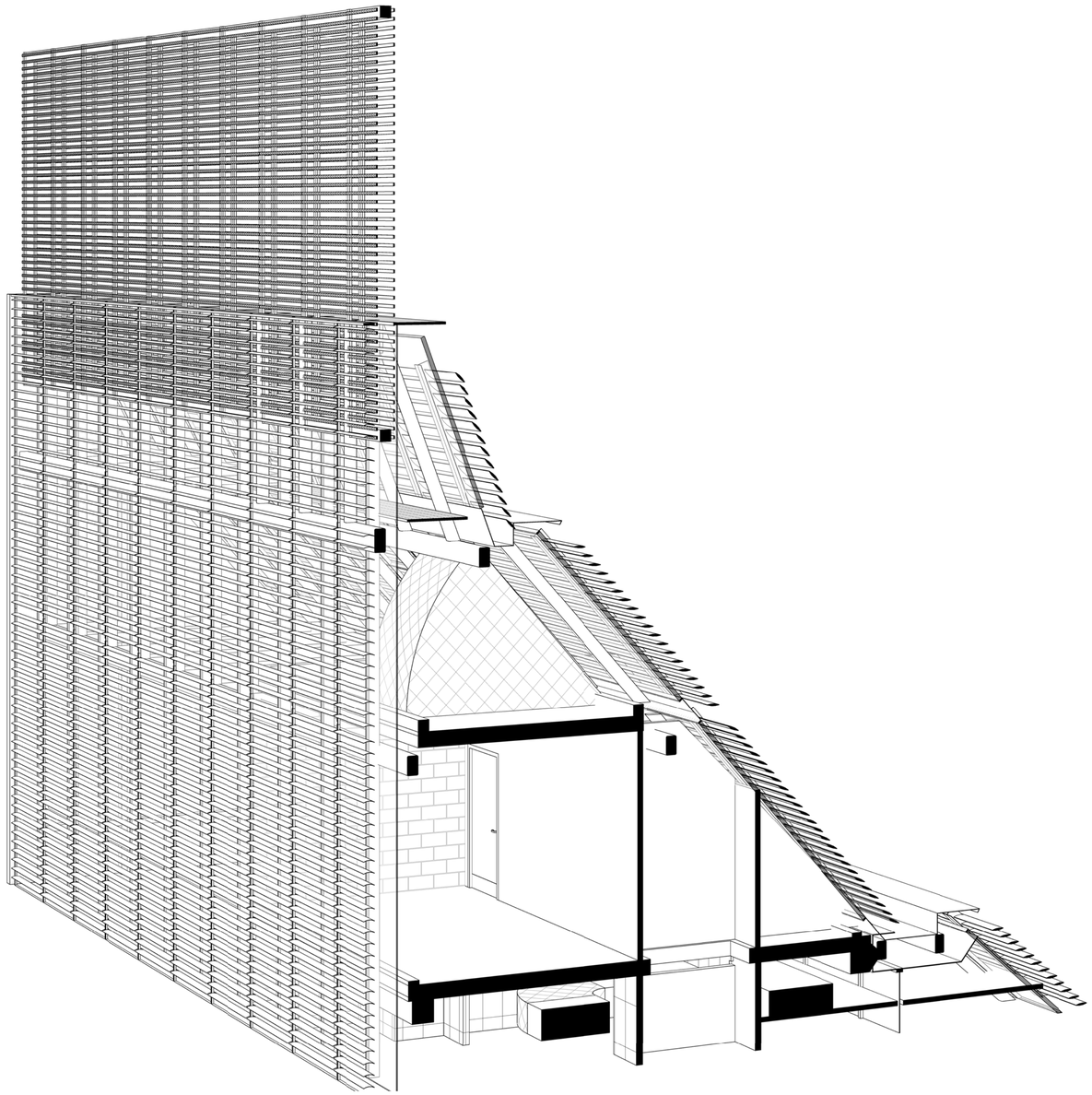

1 PERSPECTIVE SECTION SPIRE

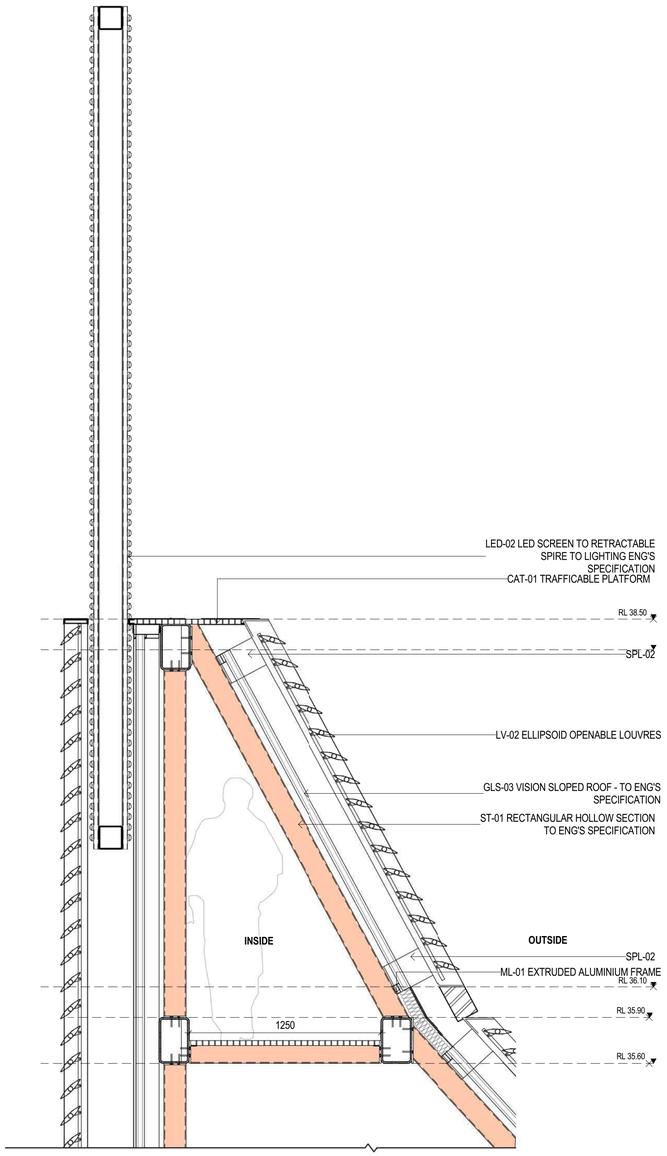

2 DET_SOUTH_L7_BAY 9

© Copyright DesignInc Sydney Pty Limited

This drawing is protected by copyright. All rights are reserved. Unless permitted under the Copyright Act 1968, no part of this drawing may in any form or by any means be reproduced, published, broadcast or transmitted without the prior written permission of the copyright owner.

Please note

If the Status of this drawing is not signed off For Construction it may be subject to change, alteration or amendment at the discretion of DesignInc Sydney Pty Limited. If so, DesignInc Sydney Pty Limited is not liable for any loss, damage, harm or injury whether special, consequential, direct or indirect, suffered by you or any other person as a result of your use of this drawing for construction purposes.

Figured dimensions take preference to scale readings. Verify all dimensions on site. Report any discrepancies to the Architect for decision before proceeding with the work.

Nominated Architects
Anthony Quan 5421 I Sandeep Amin 7337 I Ian Armstrong 7260 I Richard Does 8126

No	DATE	REVISIONS	BY
A	2017/12/20	50% DESIGN DEVELOPMENT	DI

KEYNOTES LEGEND

Keynotes	Description
CAT-01	TRAFFICABLE PLATFORM
GLS-03	VISION SLOPED ROOF - TO ENG'S SPECIFICATION
LED-02	LED SCREEN TO RETRACTABLE SPIRE TO LIGHTING ENG'S SPECIFICATION
LV-02	ELLIPSOID OPENABLE LOUVRES
ML-01	EXTRUDED ALUMINIUM FRAME
SPL-02	
ST-01	RECTANGULAR HOLLOW SECTION TO ENG'S SPECIFICATION

EXTERNAL MATERIALS LEGEND

FACADE CODES

AL-01 FOLDED ALUMINIUM FASCIA CLADDING. PAINT FINISHED AS PER SPEC.
AL-10 CONTINUOUS POWDERCOATED MECHANICAL LOUVRE

BA-01 1600MM GLAZED FRAMELESS BALUSTRADE

COP-01 COMPOSITE PANEL CLADDING AS PER EFS
COP-02 COMPOSITE PANEL CLADDING AS PER EFS (MIRRORED FINISH)
CS-01 CONTRASTING STRIP. FINAL PRINT DESIGN TBC SUBJECT TO 5PS BRANDING DESIGN.

FT-S02 TRAFFICABLE GLAZED ROOF WITH SUNSHADING SYSTEM ON OPERABLE FRAME SYSTEM. POWDERCOAT FINISH.
FT-A02 OPERABLE VERGOLA ROOF SYSTEM. POWDERCOAT FINISH.

SL-01 STAINLESS STEEL SAFETY
HOOK FIXED TO 'T' SECTION
RAFTERS AT MID SPAN
SS-01 300W X 200D SS BOX GUTTER LINER ON PACKERS FALL TO DOWNPIPE. 75mm Dia. SIPHONIC DP WITH INSULATION. POWDERCOATED WEBFORGE MAINTENANCE WALKWAY OVER.

ST-01 RHS 150x100 STRUCTURAL STEEL. PAINT FINISHED AS PER SPEC.
TMB-01 TIMBER FLOOR SYSTEM.

PLA-01 PLANTER BOX AS PER LANDSCAPE ARCH. DETAILS.

NOTES

1.REFER TO THE SCHEDULE OF EXTERNAL FINISHES FOR CODE DESCRIPTIONS
2.TO COMPLY TO SECTION "J " FOR FACADE INSULATION REQUIREMENTS
3.TO BE READ IN CONJUCTION WITH
FACADE SPECIFICATION (AECOM)
ACOUSTIC SPECIFICATION (AECOM)
REFLECTIVITY STUDY (AECOM)
WIND STUDY REPORT (WINDTECH)

ARCHITECT
DesignInc
Lacoste + Stevenson
Manuelle Gautrand Architecture
architects in association

CLIENT

PROJECT
5 PARRAMATTA SQUARE (& 7PS)

TITLE
FACADE SECTION DETAILS - SPIRE - SHEET 01

N

DRAWN BY	Author
SCALES	1 : 20 @ A1
PLOT DATE	20/12/2017 2:55:26 PM

PROJECT Nº.	P16-044	REVISION A
DRAWING Nº.	AR-5130	

DRAWING STATUS	REVIEWED BY	SIGNATURE	DATE
	Checker		

QUALITY CERTIFIED ISO 9001

Completion of the Drawing Status is evidence the design has been verified as conforming to the requirements of the Project M.S. Plan. Initialling the "Drawn By" box confirms that this drawing has been prepared in conformity with DesignInc Sydney M.S. procedures.

DETAILED DESIGN

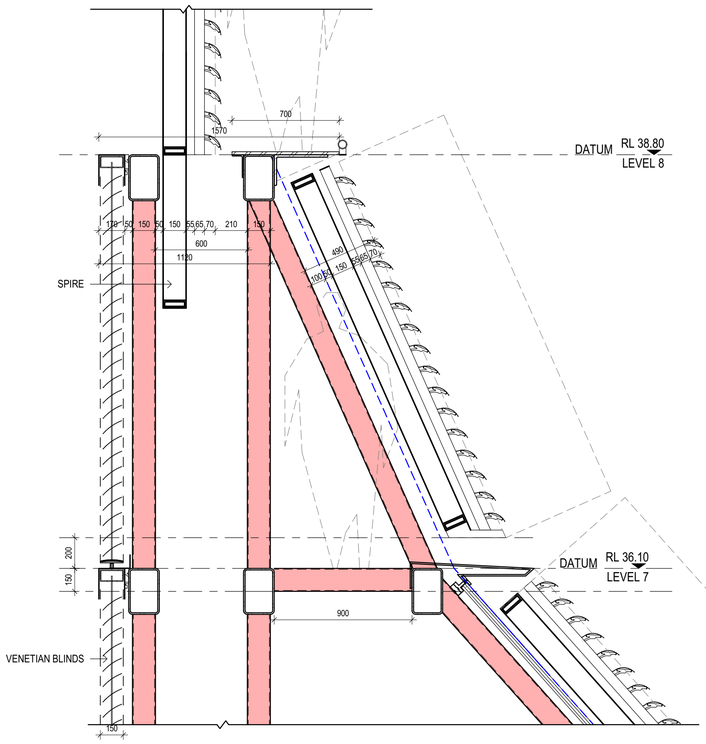

1 **DETAIL_SPIRE_BAY 9**
SCALE 1 : 20

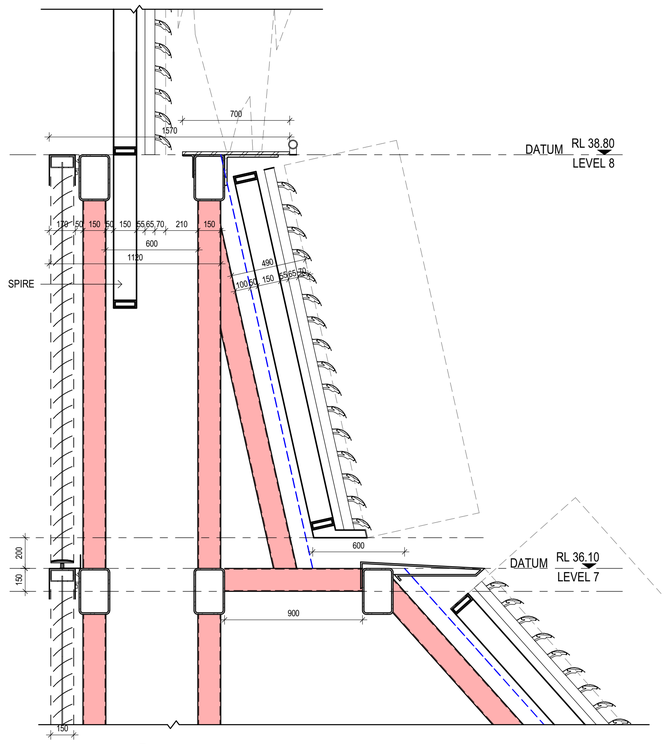

2 **DETAIL_SPIRE_BAY 8**
SCALE 1 : 20

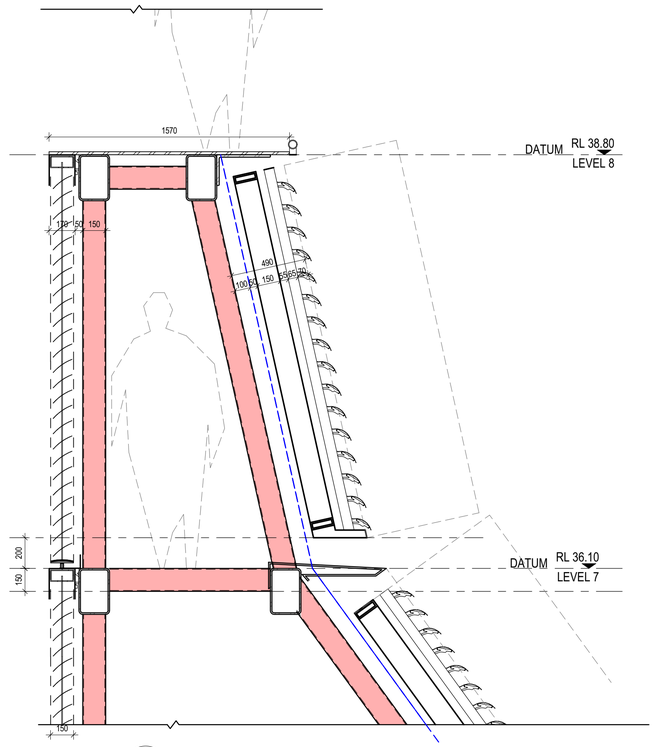

3 **DETAIL_SPIRE_BAY 7**
SCALE 1 : 20

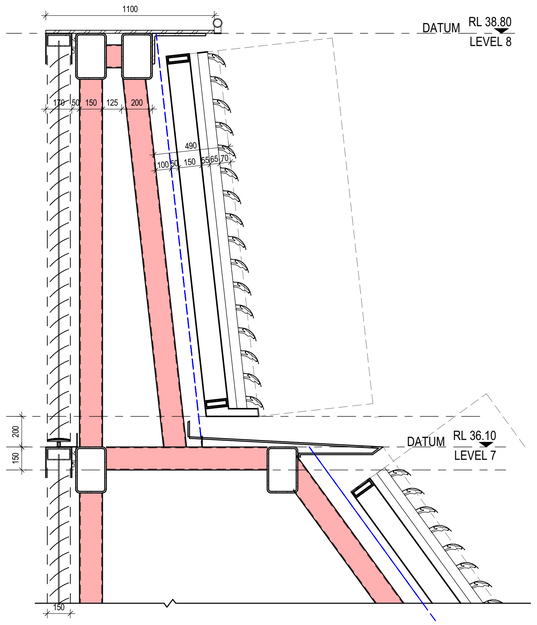

4 **DETAIL_SPIRE_BAY 6**
SCALE 1 : 20

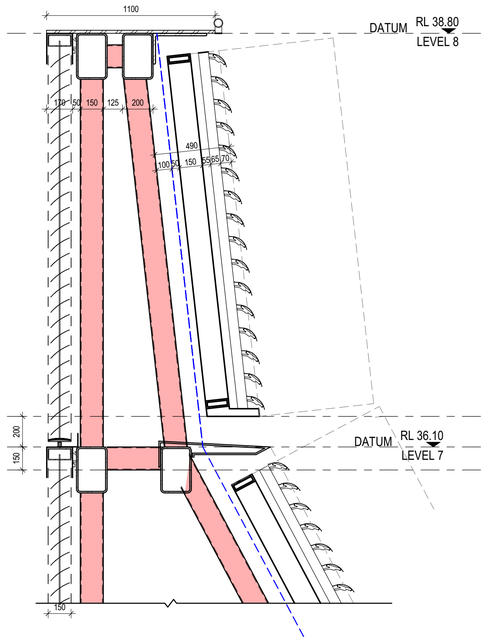

5 **DETAIL_SPIRE_BAY 5**
SCALE 1 : 20

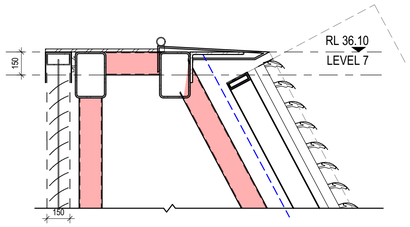

6 **DETAIL_SPIRE_BAY 4**
SCALE 1 : 20

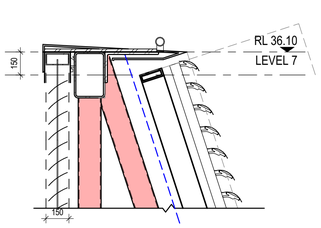

7 **DETAIL_SPIRE_BAY 2&3**
SCALE 1 : 20

0 200 400 600 800 1000 mm
SCALE BAR - 1:20

© **Copyright DesignInc Sydney Pty Limited**

This drawing is protected by copyright. All rights are reserved. Unless permitted under the Copyright Act 1968, no part of this drawing may in any form or by any means be reproduced, published, broadcast or transmitted without the prior written permission of the copyright owner.

Please note

If the Status of this drawing is not signed off For Construction it may be subject to change, alteration or amendment at the discretion of DesignInc Sydney Pty Limited. If so, DesignInc Sydney Pty Limited is not liable for any loss, damage, harm or injury whether special, consequential, direct or indirect, suffered by you or any other person as a result of your use of this drawing for construction purposes.

Figured dimensions take preference to scale readings. Verify all dimensions on site. Report any discrepancies to the Architect for decision before proceeding with the work.

Nominated Architects
Anthony Quan 5421 I Sandeep Amin 7337 I Ian Armstrong 7260 I Richard Does 8126

No	DATE	REVISIONS	BY
A	2017/10/13	ISSUED FOR INFORMATION	TJF
B	2017/11/23	ISSUED FOR REVIEW	DI
C	2017/12/20	50% DESIGN DEVELOPMENT	DI

ARCHITECT
DesignInc
Lacoste + Stevenson
Manuelle Gautrand Architecture
architects in association

CLIENT

PROJECT
5 PARRAMATTA SQUARE
(& 7PS)

TITLE
SPIRE SECTION DETAILS

DRAWN BY	DI
SCALES	1 : 20 @ A1
PLOT DATE	20/12/2017 2:55:47 PM
PROJECT Nº.	P16-044
REVISION	C
DRAWING Nº.	AR-5131

DRAWING STATUS	REVIEWED BY	SIGNATURE	DATE
	Checker		

QUALITY CERTIFIED ISO 9001: Completion of the Drawing Status is evidence the design has been verified as conforming to the requirements of the Project M.S. Plan. Initialling the "Drawn By" box confirms that this drawing has been prepared in conformity with DesignInc Sydney M.S. procedures.

DETAILED DESIGN

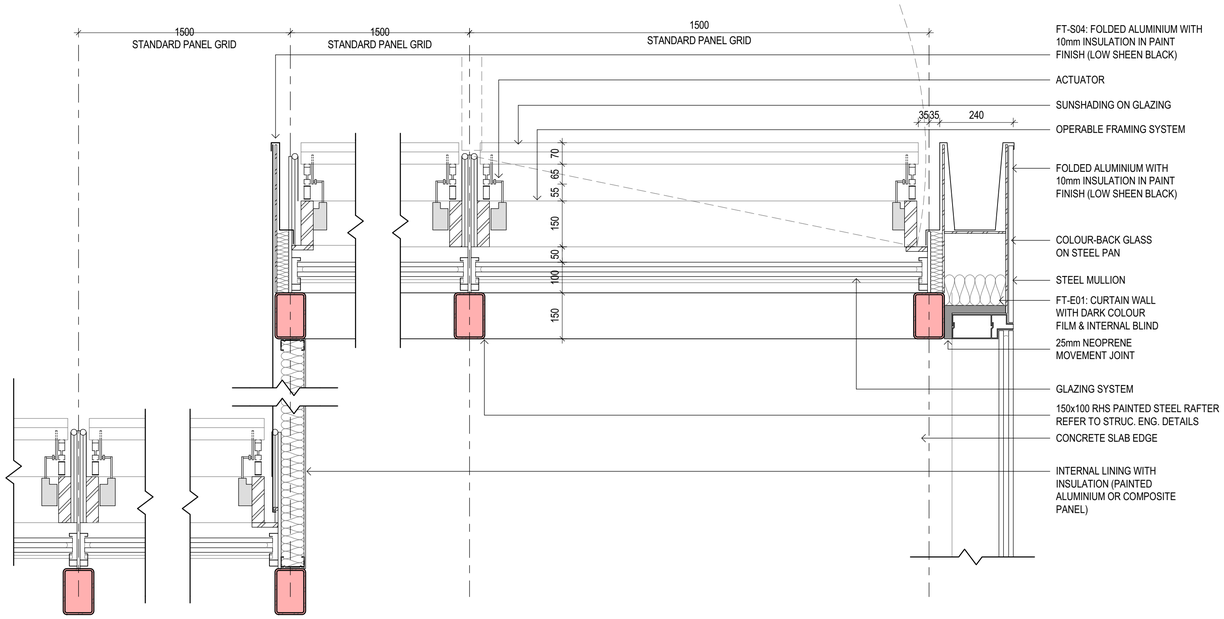

1 GA ROOF SECTION DETAIL 01

SCALE 1 : 10

© Copyright DesignInc Sydney Pty Limited

This drawing is protected by copyright. All rights are reserved. Unless permitted under the Copyright Act 1968, no part of this drawing may in any form or by any means be reproduced, published, broadcast or transmitted without the prior written permission of the copyright owner.

Please note

If the Status of this drawing is not signed off For Construction it may be subject to change, alteration or amendment at the discretion of DesignInc Sydney Pty Limited. If so, DesignInc Sydney Pty Limited is not liable for any loss, damage, harm or injury whether special, consequential, direct or indirect, suffered by you or any other person as a result of your use of this drawing for construction purposes.

Figured dimensions take preference to scale readings. Verify all dimensions on site. Report any discrepancies to the Architect for decision before proceeding with the work.

Nominated Architects
Anthony Quan 5421 I Sandeep Amin 7337 I Ian Armstrong 7260 I Richard Does 8126

No	DATE	REVISIONS	BY
A	2017/09/18	ISSUED FOR INFORMATION	TJF
B	2017/10/13	ISSUED FOR INFORMATION	TJF
C	2017/11/23	ISSUED FOR REVIEW	DI
D	2017/12/20	50% DESIGN DEVELOPMENT	DI

ARCHITECT

DesignInc
Lacoste + Stevenson
Manuelle Gautrand Architecture
architects in association

CLIENT

PROJECT

5 PARRAMATTA SQUARE (& 7PS)

TITLE

ROOF FACADE SECTION DETAILS - SHEET 01

N

DRAWN BY	DI
SCALES	1 : 10 @ A1
PLOT DATE	20/12/2017 2:56:05 PM

PROJECT Nº.	P16-044	REVISION D
DRAWING Nº.	AR-5141	

DRAWING STATUS	REVIEWED BY	SIGNATURE	DATE
	Checker		

QUALITY CERTIFIED ISO 9001

Completion of the Drawing Status is evidence the design has been verified as conforming to the requirements of the Project M.S. Plan. Initialling the "Drawn By" box confirms that this drawing has been prepared in conformity with DesignInc Sydney M.S. procedures.

DETAILED DESIGN

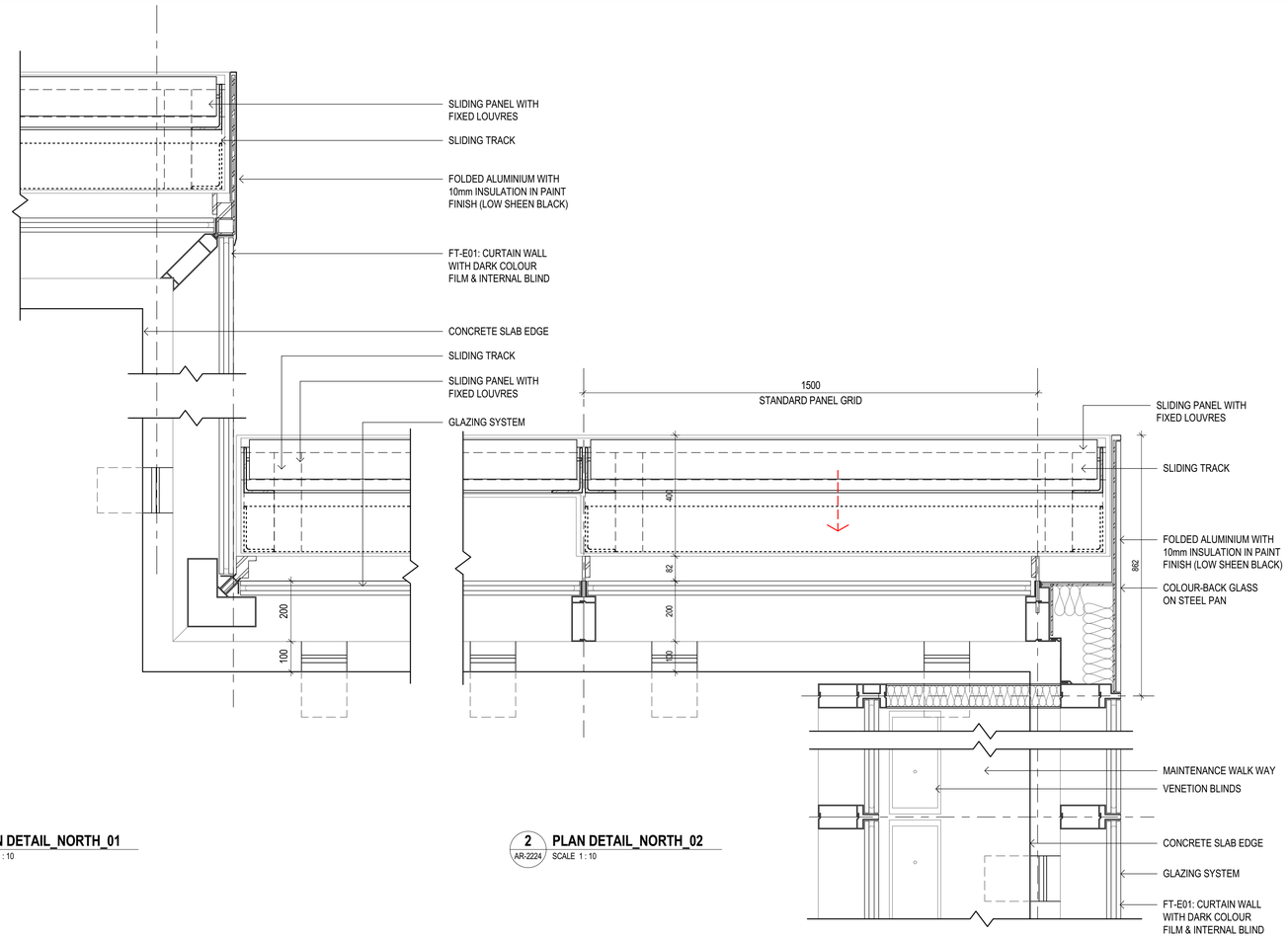

1 AR-2224 **PLAN DETAIL_NORTH_01**
SCALE 1 : 10

2 AR-2224 **PLAN DETAIL_NORTH_02**
SCALE 1 : 10

© **Copyright DesignInc Sydney Pty Limited**

This drawing is protected by copyright. All rights are reserved. Unless permitted under the Copyright Act 1968, no part of this drawing may in any form or by any means be reproduced, published, broadcast or transmitted without the prior written permission of the copyright owner.

Please note

If the Status of this drawing is not signed off For Construction it may be subject to change, alteration or amendment at the discretion of DesignInc Sydney Pty Limited. If so, DesignInc Sydney Pty Limited is not liable for any loss, damage, harm or injury whether special, consequential, direct or indirect, suffered by you or any other person as a result of your use of this drawing for construction purposes.

Figured dimensions take preference to scale readings. Verify all dimensions on site. Report any discrepancies to the Architect for decision before proceeding with the work.

Nominated Architects
Anthony Quan 5421 I Sandeep Amin 7337 I Ian Armstrong 7260 I Richard Does 8126

No	DATE	REVISIONS	BY
A	2017/08/29	ISSUE FOR INFORMATION	TJF
B	2017/09/18	ISSUED FOR INFORMATION	TJF
C	2017/10/13	ISSUED FOR INFORMATION	TJF
D	2017/11/23	ISSUED FOR REVIEW	DI
E	2017/12/20	50% DESIGN DEVELOPMENT	DI

EXTERNAL MATERIALS LEGEND

FACADE CODES

AL-01 FOLDED ALUMINIUM FASCIA CLADDING. PAINT FINISHED AS PER SPEC.
AL-10 CONTINUOUS POWDERCOATED MECHANICAL LOUVRE

BA-01 1600MM GLAZED FRAMELESS BALUSTRADE

COP-01 COMPOSITE PANEL CLADDING AS PER EFS
COP-02 COMPOSITE PANEL CLADDING AS PER EFS (MIRRORED FINISH)
CS-01 CONTRASTING STRIP. FINAL PRINT DESIGN TBC SUBJECT TO 5PS BRANDING DESIGN.

FT-S02 TRAFFICABLE GLAZED ROOF WITH SUNSHADING SYSTEM ON OPERABLE FRAME SYSTEM. POWDERCOAT FINISH.
FT-A02 OPERABLE VERGOLA ROOF SYSTEM. POWDERCOAT FINISH.

SL-01 STAINLESS STEEL SAFETY
HOOK FIXED TO 'T' SECTION
RAFTERS AT MID SPAN
SS-01 300W X 200D SS BOX GUTTER LINER ON PACKERS FALL TO DOWNPIPE. 75mm Dia. SIPHONIC DP WITH INSULATION. POWDERCOATED WEBFORGE MAINTENANCE WALKWAY OVER.

ST-01 RHS 150x100 STRUCTURAL STEEL. PAINT FINISHED AS PER SPEC.
TMB-01 TIMBER FLOOR SYSTEM.

PLA-01 PLANTER BOX AS PER LANDSCAPE ARCH. DETAILS.

NOTES

1.REFER TO THE SCHEDULE OF EXTERNAL FINISHES FOR CODE DESCRIPTIONS
2.TO COMPLY TO SECTION "J " FOR FACADE INSULATION REQUIREMENTS
3.TO BE READ IN CONJUCTION WITH
FACADE SPECIFICATION (AECOM)
ACOUSTIC SPECIFICATION (AECOM)
REFLECTIVITY STUDY (AECOM)
WIND STUDY REPORT (WINDTECH)

ARCHITECT
DesignInc
Lacoste + Stevenson
Manuelle Gautrand Architecture
architects in association

CLIENT

PROJECT
5 PARRAMATTA SQUARE (& 7PS)

TITLE
FACADE PLAN DETAILS - SHEET 01

DRAWN BY	DI
SCALES	1 : 10 @ A1
PLOT DATE	20/12/2017 2:56:23 PM

PROJECT Nº.	P16-044	**REVISION** E
DRAWING Nº.	**AR-5151**	

DRAWING STATUS	REVIEWED BY	SIGNATURE	DATE
	Checker		

QUALITY CERTIFIED ISO 9001 Completion of the Drawing Status is evidence the design has been verified as conforming to the requirements of the Project M.S. Plan. Initialling the "Drawn By" box confirms that this drawing has been prepared in conformity with DesignInc Sydney M.S. procedures.

DETAILED DESIGN